

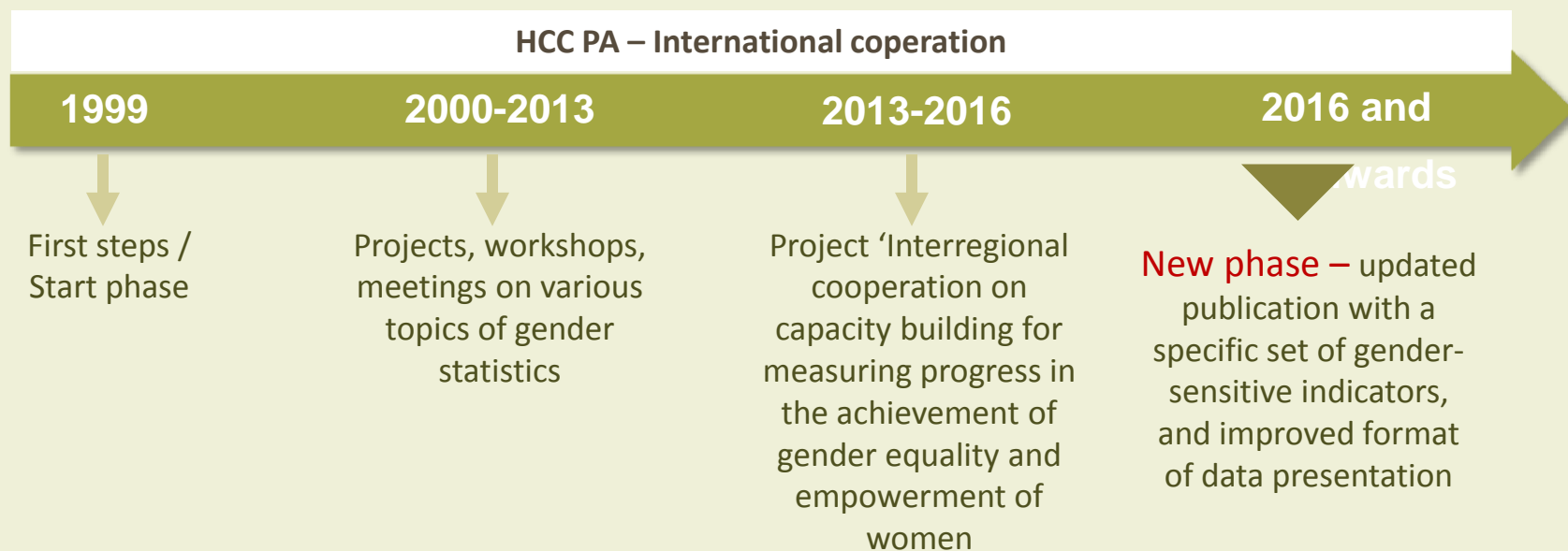
A large, light green silhouette of a woman in a business suit and a man in a suit standing side-by-side on the left side of the slide.

PLANS AND PRACTICE ON THE PUBLICATION “Women and Men in Armenia”

30 May 2016
Vilnius, Latvia

Lucine Kalantaryan

Brief Historical Overview



Purpose and Objectives

Purpose:

- To modernize dissemination of gender statistics in Armenia

Objectives:

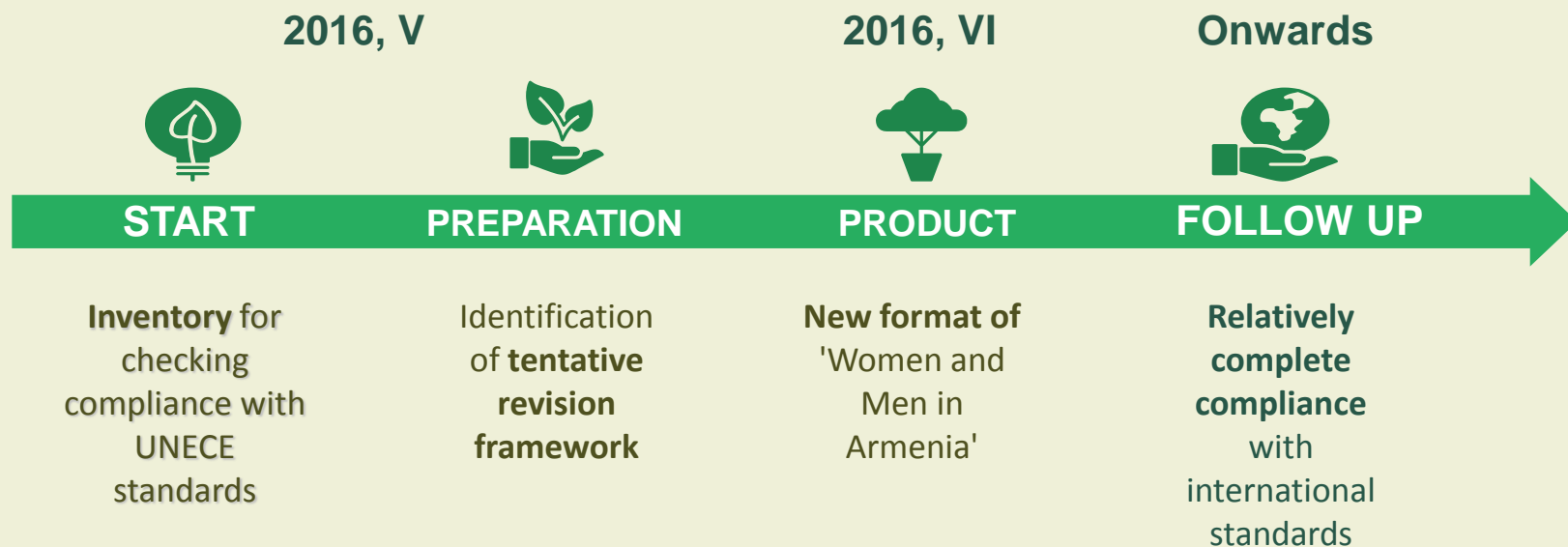
- To modernize publication **'Women and Men in Armenia'**, to ensure user-friendly, interesting and attractive format;
- To harmonize datasets with international standards taking into account the national context and needs of key data users
- To improve and simplify data presentation formats

Outcomes:

- Improved statistical literacy of data user community;
- Successful dialogue with key users of gender statistics;
- **Higher demand for gender statistics for strengthening evidence-based policy making**



Project's Timeframe



IMPLEMENTATION EXPERIENCE

- Assessment of current situation
- Identification of issues
- Generation of ideas
- Feasibility assessment (resource capacities)
- Identification of general principles for revising the publication from the point of:
 - Domain coverage
 - Set of indicators
 - Selection of most suitable form for presenting data for each indicator.
- Preparation of Action Plan and Road Map
- Implementation of ideas
- **Achieving 'finishing line' – modernization of the publication.**





Strategy:

'Best way to generate a good idea is to generate many ideas'



ACTIONS AND ACTIVITIES: PLANS (1)

- Overall creative approach
- Clearly set – what, why and how?
- To select most productive ideas out of many ideas to address the issue
- To try to consider an issue from various perspectives
- Prior to validation – consultations with some users

ACTIONS AND ACTIVITIES: PLANS (2)

- Clearly separate gender segregated data from gender sensitive indicators
- To 'link' and interpret existing indicators in a new way
- To improve overall design of the publication
- To ensure availability of tables and charts in Ms Excel format for the ease of use
- To briefly describe / analyze situation with indicators:
 - to identify key issues or
 - to provide brief text analysis of related indicators or time series based on the content and key message of the data
 - to select the most appropriate form for presenting data for each specific indicators

ACTIONS AND ACTIVITIES: in action (1)

- Review of available materials on gender statistics:

- Making Data meaningful by UNECE
- Recommendations for enhancing the publication Women and Men in Armenia
- UNECE Toolkit for Training Users of Gender Statistics
- 'Making Data Count for All', Good practices in integrating gender in national statistical systems
- Indicators of Gender Equality , Task Force on Indicators of Gender Equality, UNECE
- Example Demography chapter, Jessica Gardner.



- Other publications:

- Women and Men in Norway
- Women and Men in Finland
- Women And Men in OECD Countries
- Australia's gender population equality scorecard, Key findings from the Workplace Gender Equality Agency's 2014-15 reporting data
- Presentation of Gender Statistics in Tables
- Others

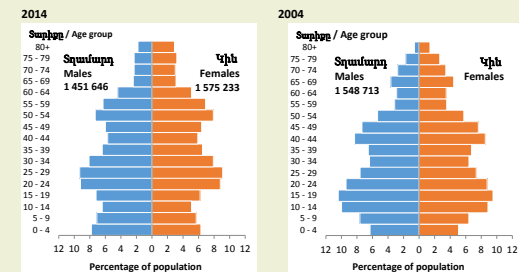
ԺՈՂՈՎՐԴԱԳՐՈՒԹՅՈՒՆ / DEMOGRAPHY

Հայաստան ունի մեղման և նվազող բնակչության շտապիկ գամբ մեկնության և բարձր արտագաղթի. Բնակչության բարձրը Ստորև ցույց է տալիս փոփոխությունը սեստատիքային կառուցվածքի նկատմամբ վերջին տասնամյակում. Միջև 2004 (զրափնիկ վրա աջից) և 2014 (զրափնիկ վրա ձախ կտրում) բնիստուր բնակչությունը նվազել է շուրջ 3.21 և 3.03 մլն. Շնչախման բարձր վերնում բուրձի վրա ձախ ցույց է տալիս, թե ինչպես է տարեց մարդկանց, տարեց 75 և ավելի բարձր է, տանում է անոց համամասնության բնիստուր բնակչության.

Armenia has an aging and declining population due to low fertility rates and high emigration. The population pyramids below show the change in age and sex structure over the last decade. Between 2004 (graph on right) and 2014 (graph on left) the total population declined from around 3.21 to 3.03 million. The widening bars at the top of the pyramid on the left shows how the elderly, aged 75 and higher, are taking up an increasing proportion of the total population.

Հայաստանի բնակչությունը նվազում է, և ծերացման Armenia's population is declining and ageing

Մշտական բնակչության բաշխումը տարիքային խմբերով, 2014 և 2004թթ. հունվարի 1-ի դրությամբ Resident population by age-specific groups, 2014* and 2004** as of January 1

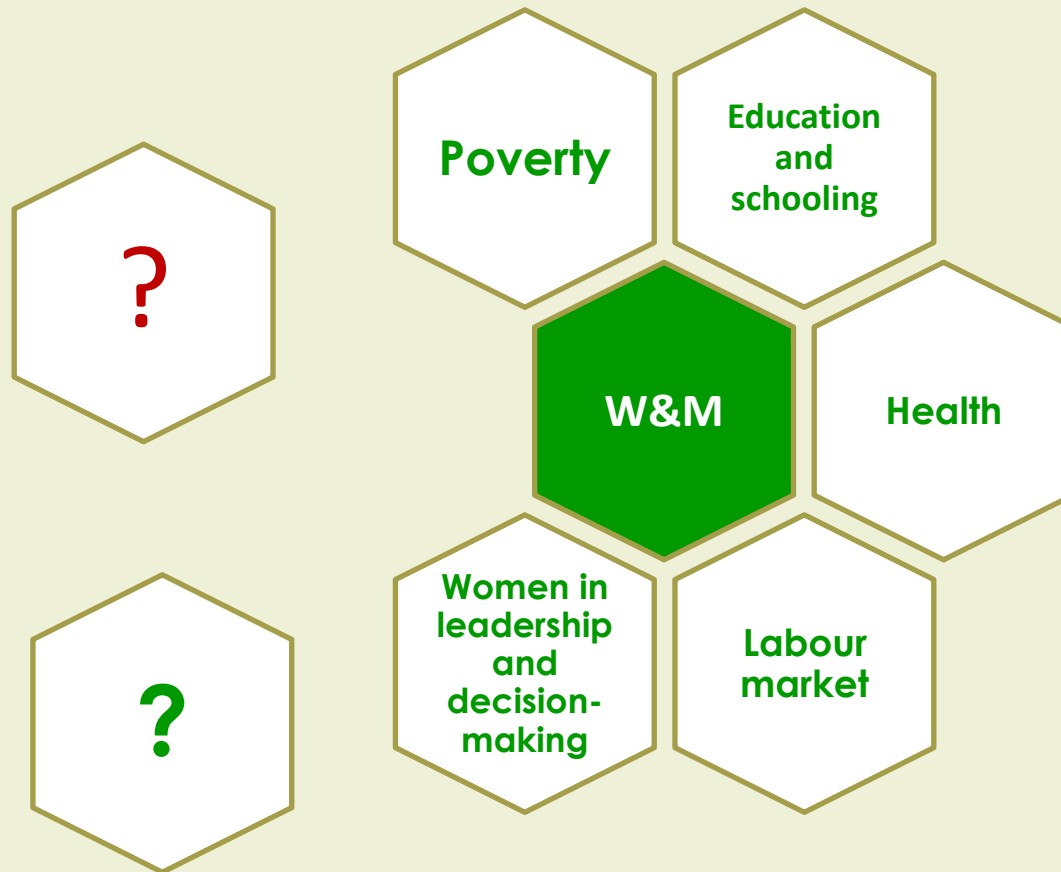


* Արտահայտվել է 22 2011 թ - ի մարդահամարի ցուցանիշների հիման վրա: Data from current registration based on RA 2011 population census. ** 22 2011 թ - ի մարդահամարի նիւթով կարգիկ ընթացիկ հաշվարկման տվյալներով: Data from current registration based on RA 2011 population census.

ACTIONS AND ACTIVITIES: in action (1)

- Evaluation whether or not the existing indicators match the minimum set of indicators proposed by UNECE
 - Comprehensive review of domains and sets of indicators in each domain
- Work within NSS with specialists of each area of statistics
 - Identifying framework of each domain
- Start of practical work
 - Practical exercise based on the example of one domain
 - Approval of key strategic approaches

CURRENT STATUS OF W&M BOOKLET



FUTURE PLANS

- Stakeholders : focus area
 - To update the 'map' of key stakeholders
 - **To motivate** stakeholders to increase their pro-activeness, to set the responsibility for the overall result
- International cooperation: source of promotion
 - To ensure sustainability of gender statistics programmes
- Continuous development
 - In addition to traditional areas, to use new data for gender statistics (LFS –19th ICLS, Agriculture Census, DHS, Time Use Survey, Social Exclusion ...)
 - To find resources for improving technical quality of the publication

*Ahead there is a continuously unknown,
tempting world of new challenges and ideas...*



• How can we adapt ourselves quickly to them and be more flexible?

THANK YOU!