



Statistics Sweden

Statistiska centralbyrån


Thematic area about gender equality

Indicators used for monitoring the goal for
gender equality



Background

- Promotion for gender equality began within politics in the 1970s
- The first booklet about women and men in Sweden was published 1984
- All official statistics based on individuals shall be broken down by sex
- Sex should be the overall basis for classification





Swedish gender equality policy

- Gender mainstreaming
- Goal for gender equality: Women and men must have equal power to shape society and their own lives, which implies:
 - An equal distribution of power and influence
 - Economic equality between women and men
 - Equal distribution of unpaid care and household work
 - Men's violence against women must stop



Thematic area about gender equality

- Indicators linked to the four sub-goals
- Statistics within three in-depth areas
 - Employment
 - Entrepreneurship
 - Education

Jämställdhet



Det övergripande jämställdhetspolitiska målet innebär att kvinnor och män har samma makt att forma samhället och sina egna liv. Det förutsätter samma möjligheter, rättigheter och skyldigheter på livets alla områden.

Här finner du aktuell statistik kopplad till det övergripande jämställdhetsmålet samt statistik inom några fördjupningsområden.


› [Indikatorer](#)

› [Fördjupningar](#)



Indicators

- The indicators consist of tables
- Women/girls and Men/boys are shown respectively
- Numbers, percentages of a whole or sex distribution
- The official statistics



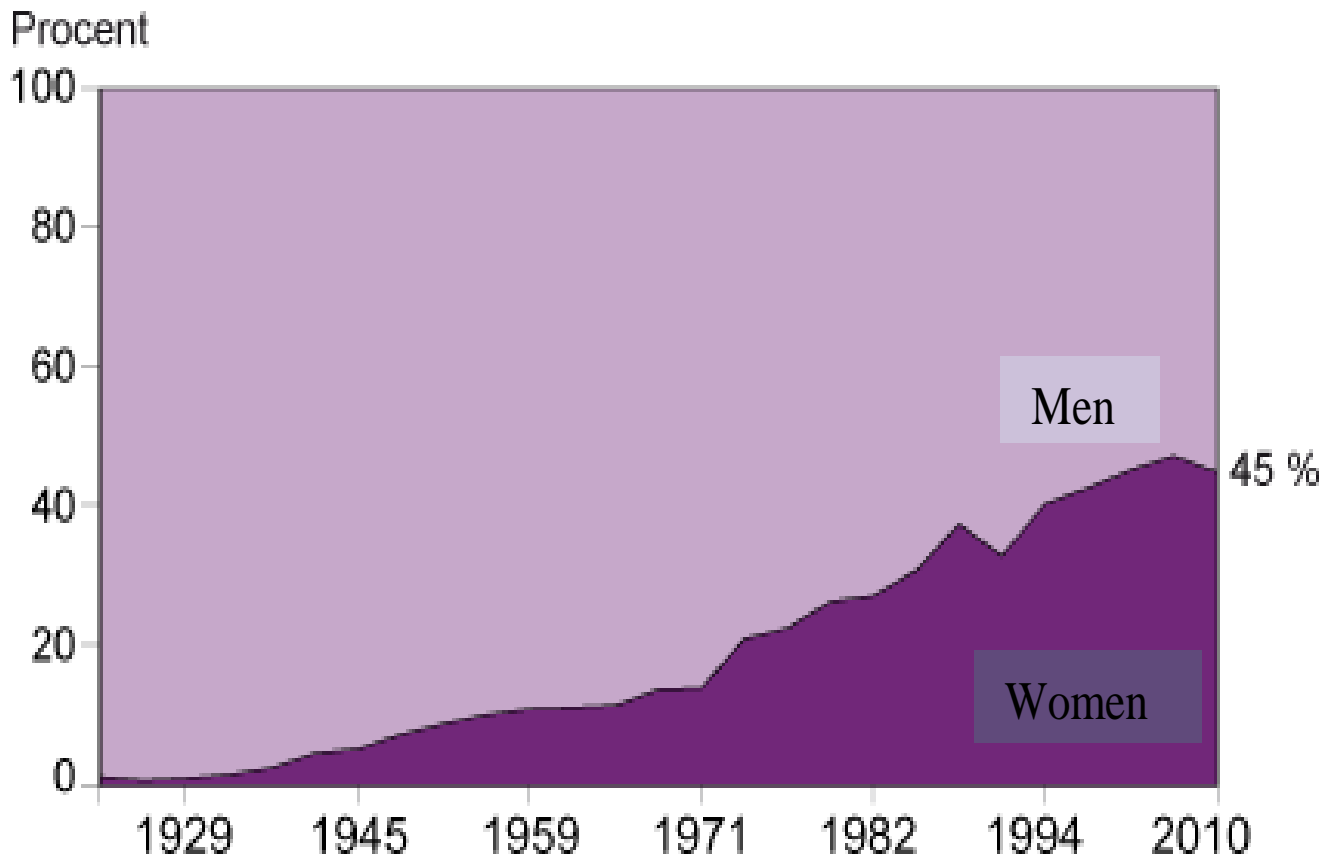


The follow-up system

- The national level
- 26 of 88 indicators
- Followed up each year in the budget proposition
- In-depth tables as a complement



Compositions of Parliament after elections 1921-2010



Chairperson and Managing Director in listed companies 2012–2010

Number and sex distribution (%)


	Number		Distribution by sex	
	Women	Men	Women	Men
Chairperson	10	220	4	96
Managing Director	11	219	5	95
Board members	355	1 156	23	77

Source: Fristedt & Sundqvist: Styrelser och Revisorer i Sveriges börsföretag 2012–2013 SIS Ägarservice AB (Boards and auditors in Sweden's listed companies)

Days for which parental allowance paid 1974–2011

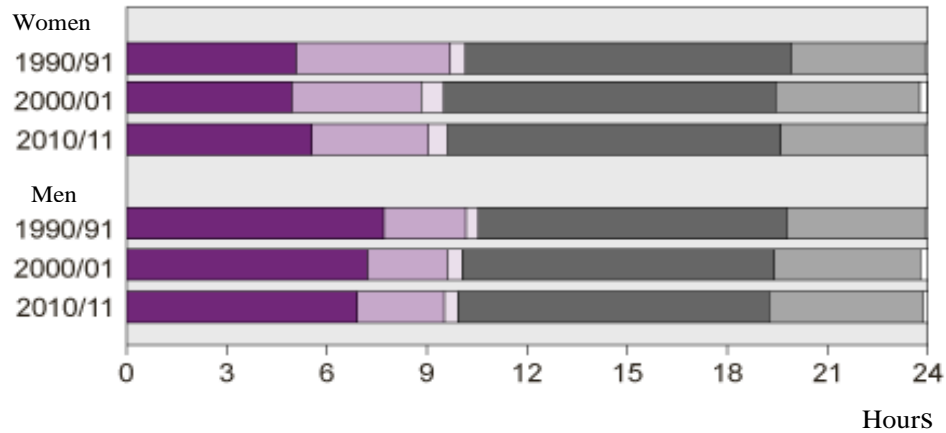
Number of days in 1 000s and proportion (%) drawn by women and men

Year	Allowance			Temporary allowance		
	Number	Distribution by sex		Number	Distribution by sex	
		Women	Men		Women	Men
1974	19 017	100	0	689	60	40
1980	27 020	95	5	3 042	63	37
1985	33 193	94	6	4 156	67	33
1990	48 292	93	7	5 731	66	34
1995	47 026	90	10	4 890	68	32
2000	35 661	88	12	4 403	66	34
2005	42 659	80	20	4 421	64	36
2011	50 284	76	24	5 044	64	36

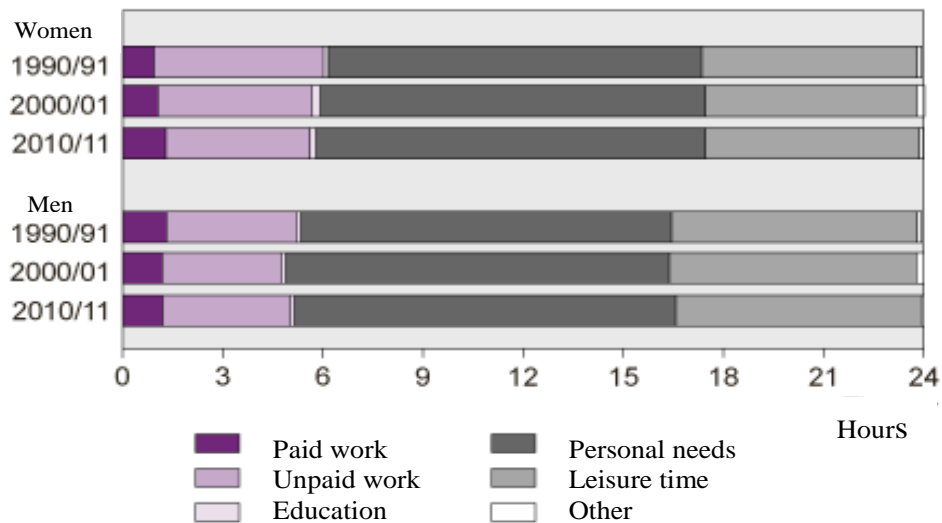
 Source: Swedish Social Insurance Agency

Number of days with partial benefit are re-calculated to whole days.

Time use for persons aged 20-64, 1990/91, 2000/01 and 2010/11
Hours and minutes
An average weekday



An average day during a weekend/holiday

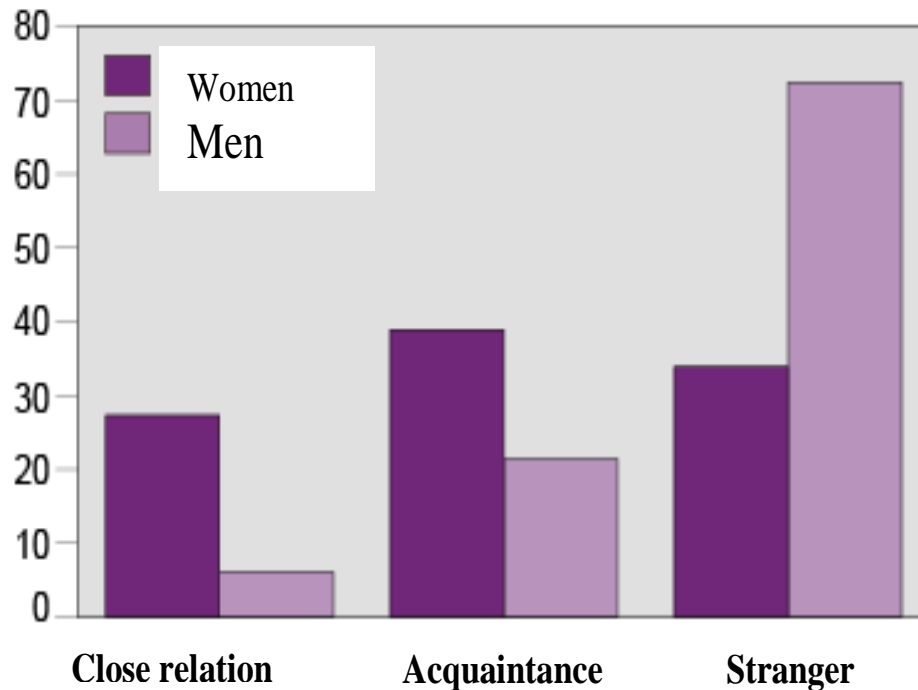


Source: Time use study, SCB

Persons aged 16-79 subjected to assault by relationship to the perpetrator 2011

Proportion (%) of occurrences

Percent



Källa: Nationella trygghetsundersökningen (NTU), Brottsförebyggande rådet (BRÅ)



Thank you for your attention



An equal distribution of power and influence

- Composition of the Parliament after elections
- Chairpersons in municipal and county councils
- Boards and management in listed companies
- Managers in the private sector by type of manager
- Managers in the public sector by type of manager



Economic equality between women and men

- Days for which parental allowance are paid
- From income from employment and business to individual disposable income for persons aged 20 – 64
- Individual disposable income by type of household and number of children
- Women's wages as percent of men's by sector, before and after weighting
- Segregation index by age
- Employed persons aged 20 – 64 by age and degree of attachment to the labour market
- Persons aged 20-64 by age and hours normally worked as full-time and part-time
- Upper secondary school graduates by programme or attachment to programme
- Ongoing cases of sickness benefit days in December 1974-20xx
- Persons with sickness and activity compensation by age



Equal distribution of unpaid care and household work

- Days for which parental allowance paid 1974-20xx (same table as sub-goal 2)
- Time use for persons aged 20-64
- Time spent on unpaid work for persons aged 20-64 by life cycle
- Reason for part-time work for persons aged 20-64



Men's violence against women must stop

- Persons aged 16-79 subjected to assault by place
- Persons aged 16-79 subjected to assault by relation to perpetrator
- Persons 16-79 year who have been subjected to sexual crimes by age
- Reported assaults
- Gross violation of a woman's integrity
- Reported rapes
- Persons found guilty by main crime

