



**United Nations Economic Commission for  
Europe – Conference of European  
Statisticians  
Geneva, 31 May – 2 June 2017**

**Item 2**

**Consistency between National  
Accounts and Balance of Payments  
statistics**

**The status of consistency in the nonfinancial accounts**



European  
Commission

# Content

## Measuring BOP-ROW consistency in the EU-28

1. Reconciliation rationale and method
2. Results in a nutshell
3. Impact on comparability

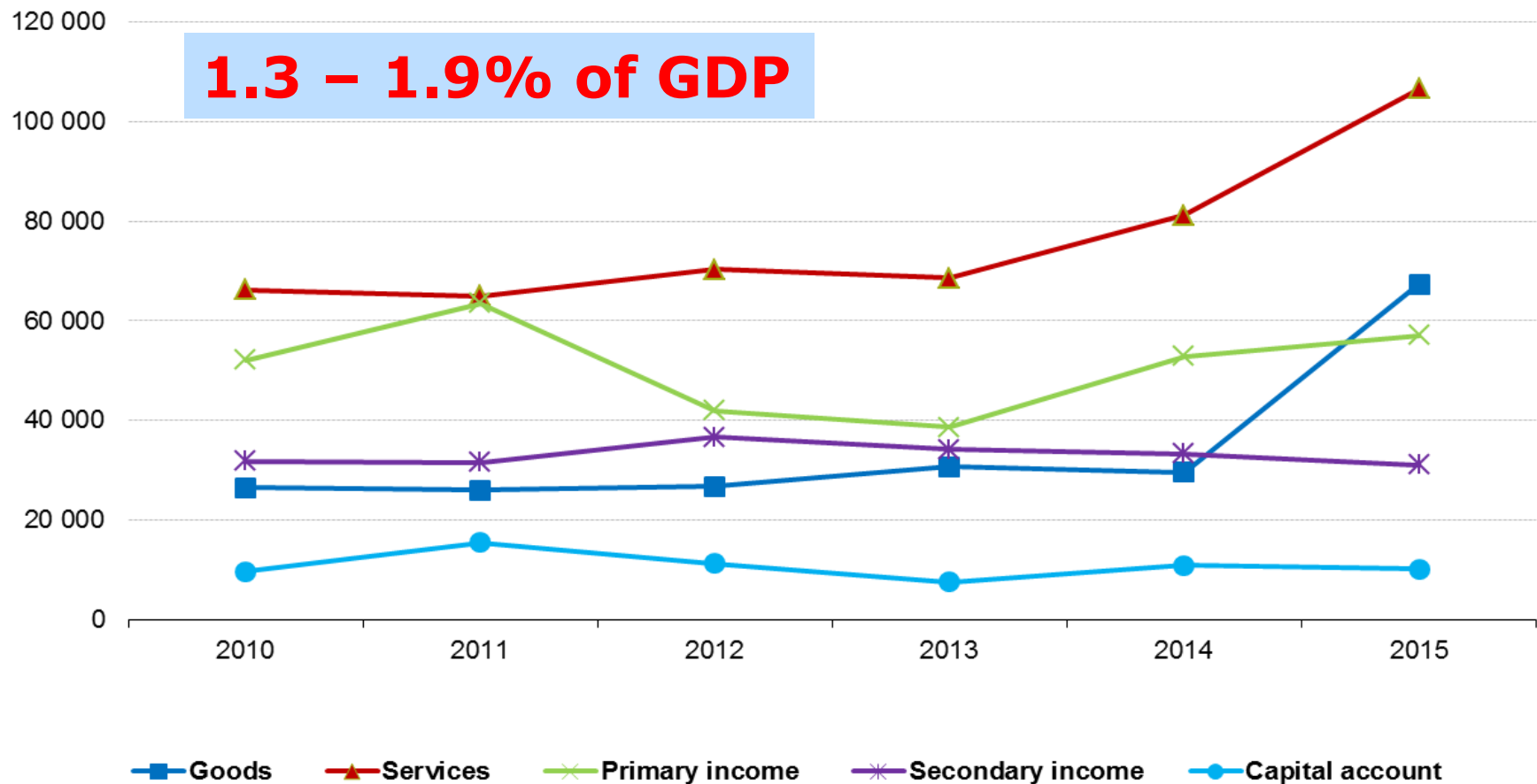
## Reasons for discrepancies

## Conclusions and outlook

## Reconciling the nonfinancial accounts

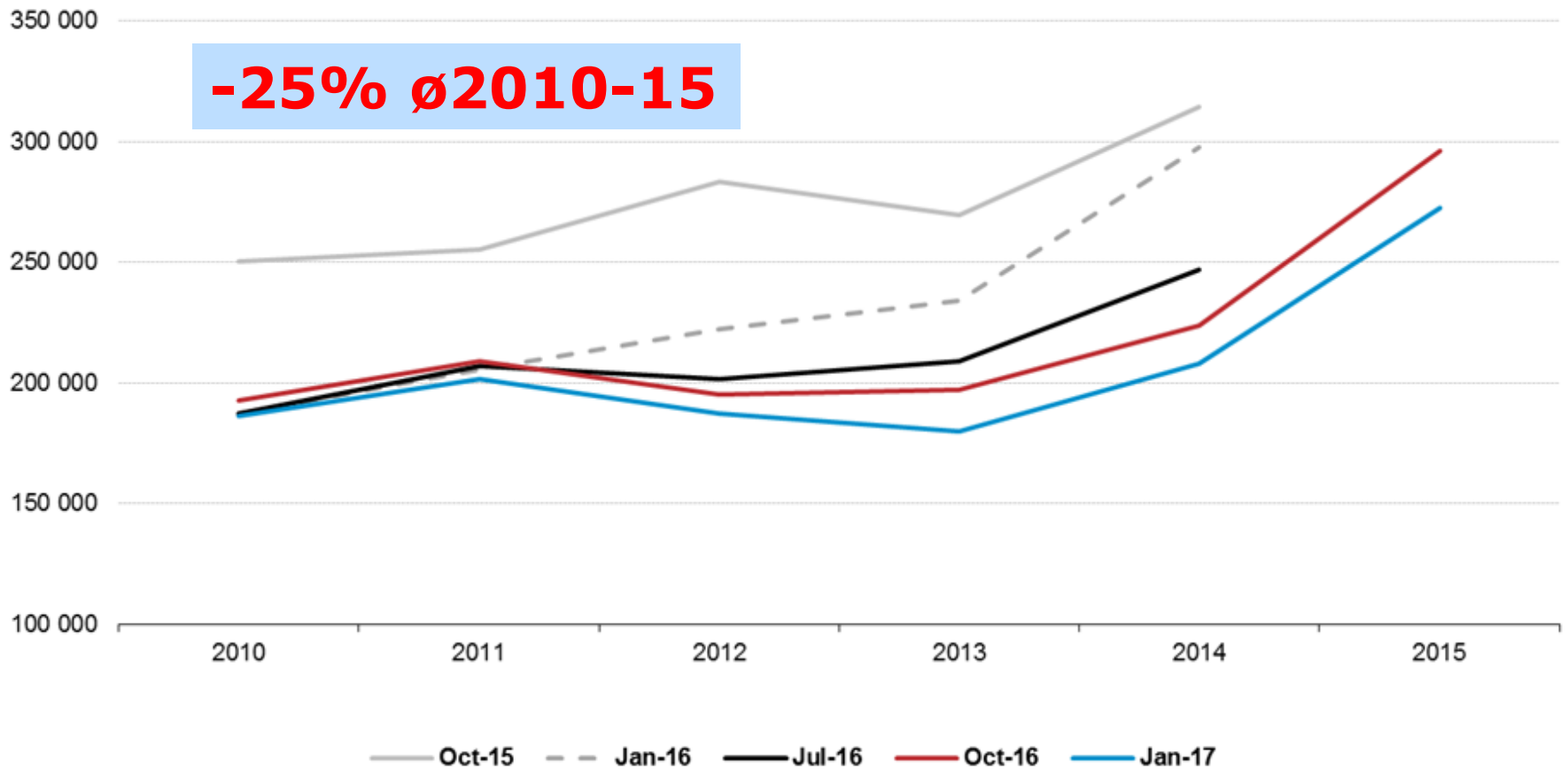
BOP component	ROW item	Description
Goods	P61	Exports of goods
	P71	Imports of goods
Services	P62	Exports of services
	P72	Imports of services
Primary income	D1	Compensation of employees
	D2	Taxes on production and imports
	D3	Subsidies
	D4	Property income
Secondary income	D5	Current taxes on income & wealth
	D6	Social contributions and benefits
	D7	Other current transfers
	D8	Adjustment for the change in pension entitlements
Capital account	D9	Capital transfers
	NP	Acquisition less disposal of nonfinancial nonproduced assets

## Consolidated discrepancies in the EU-28



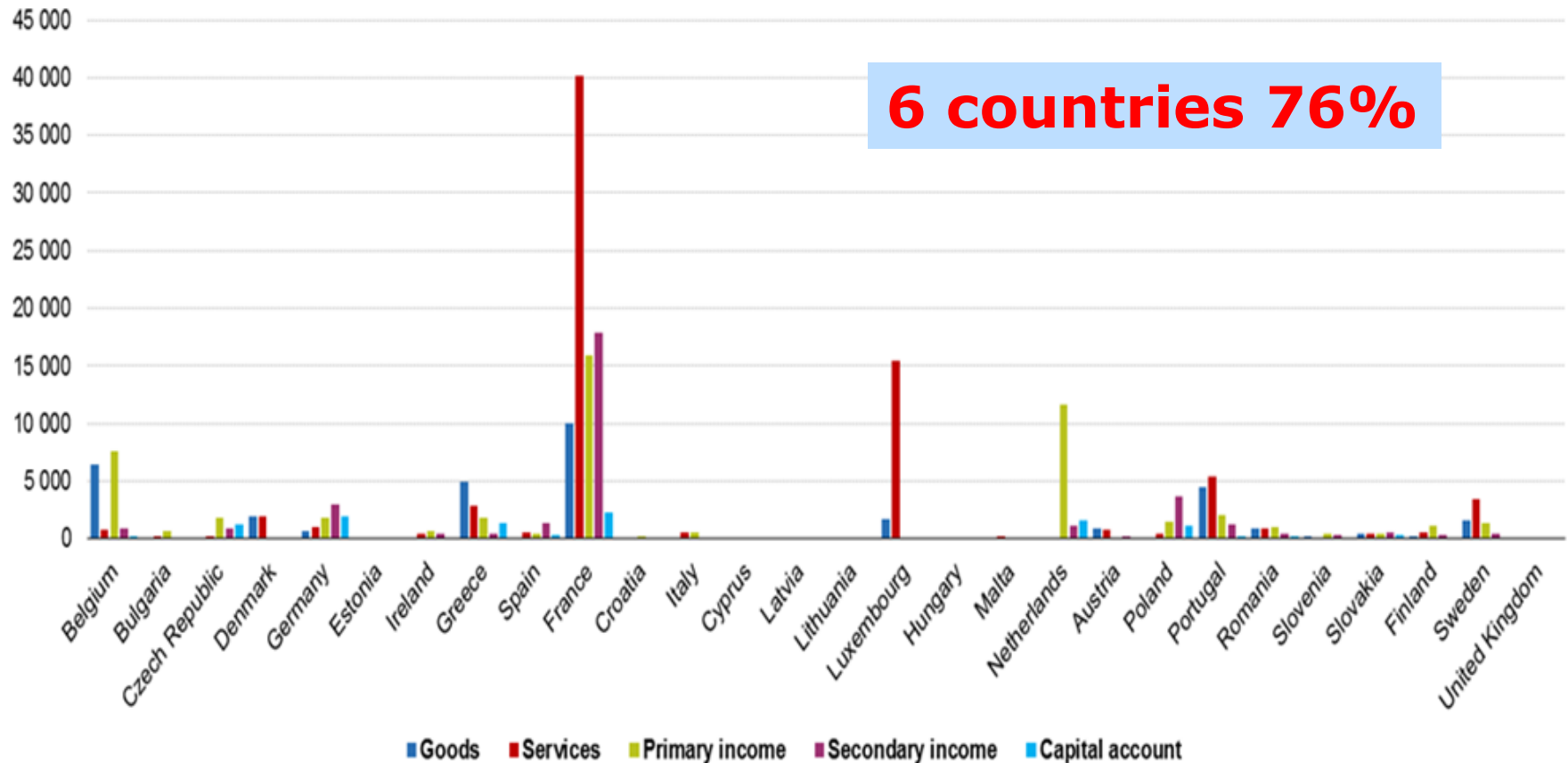
*Absolute discrepancies, 2010-2015, sum of EU-28 MS (m€) – Jan.2017*

## The impact of revisions



*Absolute discrepancies, 2010-2015, sum of EU-28 MS (m€)*

## The geographical image of discrepancies

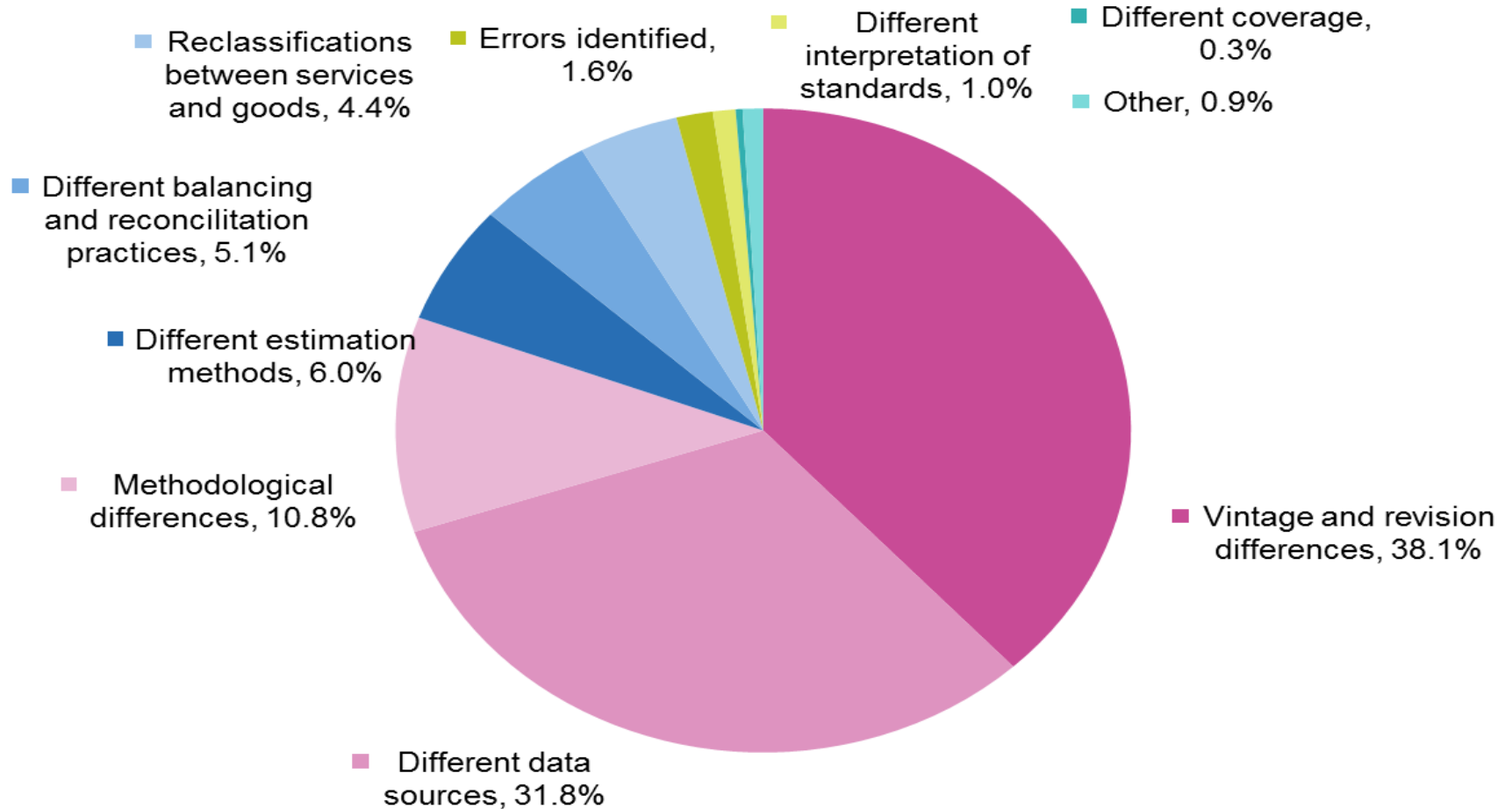


*Absolute discrepancies, by country, mean 2010-2015 (m€), Jan.2017*

## Opposite signs – 5 incidences in 2015

Item	Member State	b.o.p. balance (m€)	ROW balance (m€)
<b>Goods</b>	Luxembourg	-2 612	+1 651
<b>Services</b>	France	+8 803	-8 841
<b>Primary income</b>	Belgium	-869	+149
<b>Secondary income</b>	Poland	-848	+3 148
<b>Capital account</b>	France	+2 075	-114

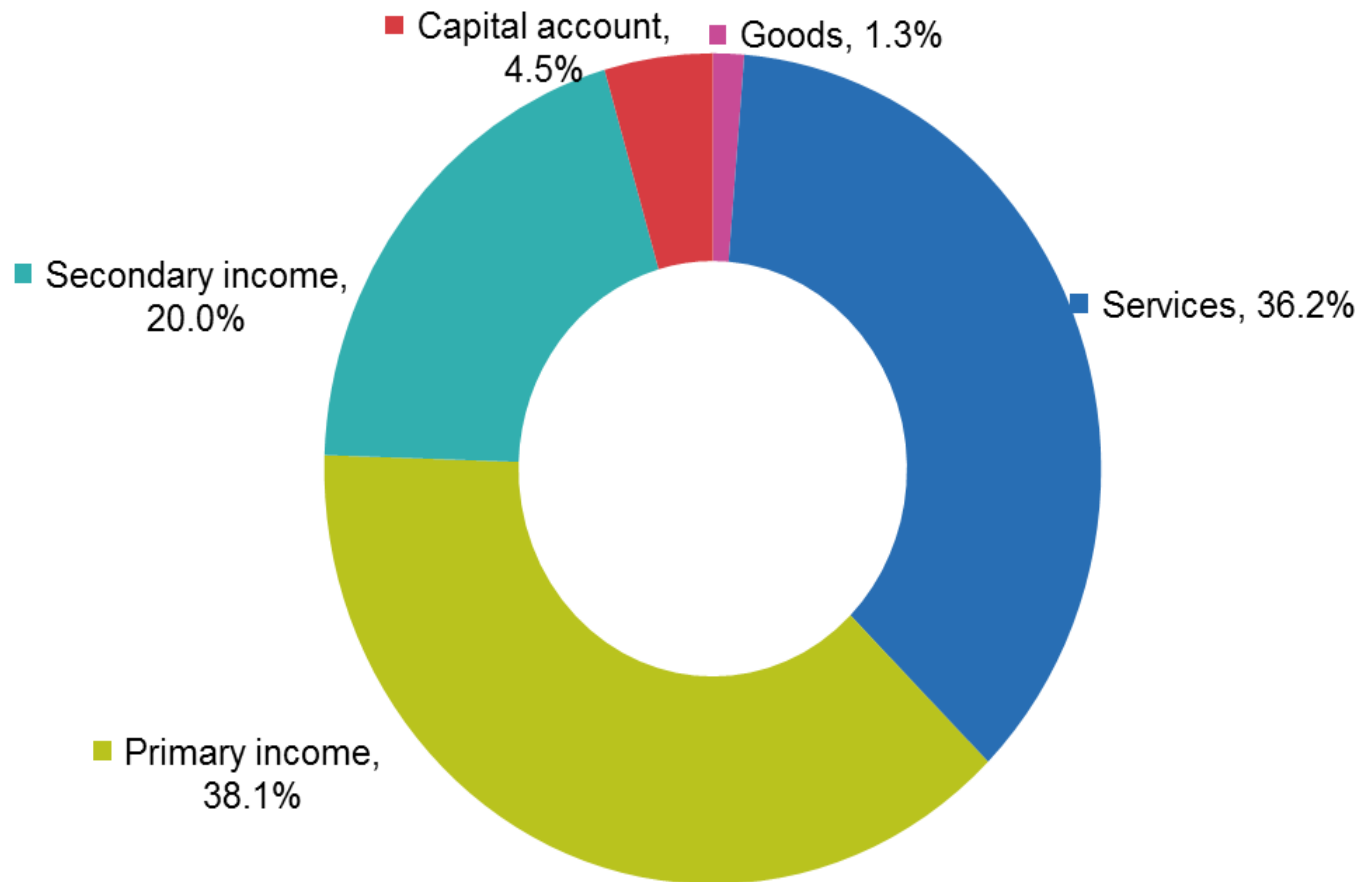
## Reasons for discrepancies



*Eurostat BOP-RW Survey 2017, nonfinancial accounts*



## Methodological differences (1)



*Eurostat BOP-ROW Survey 2017, nonfinancial accounts*

## Methodological differences (2)

- *Implicit coordination issue?*
- *Implicit data source issue?*
- *Country-specific issue?*
  
- **Primary income**
  - Property income (D4) – recording of superdividends
- **Services**
  - Exports and imports (P62,P72) – treatment of IP Boxes
- **Secondary income**
  - Miscellaneous current transfers (D75) – Recording allocations from EU structural funds

## Conclusions and outlook

- **Decentralised organisational setup and institutional autonomies can cause inconsistent BOP and NA statistics**
- **Cooperative approach to overcome deadlock (“Nash equilibrium”)**
- **Multidimensional perspective (symmetric geographical breakdowns)**
- **Methodological differences**
  - Different interpretation through “gaps”
  - Competing consistency requirements
  - Common terminology and concepts in SNA and BPM6

# BOP-ROW consistency – a remedy to globalisation?

[robert.obrzut@ec.europa.eu](mailto:robert.obrzut@ec.europa.eu)

**EUROPEAN COMMISSION  
EUROSTAT**

Directorate C: National accounts, prices and key  
indicators

*Unit C5: Integrated Global Accounts and Balance of  
Payments*

