



National Statistic Committee of the Republic of Kyrgyzstan

# **Labour Migration Statistics in the Republic of Kyrgyzstan**

*National Statistic Committee of the Republic of Kyrgyzstan*

*23-24 October 2018, Geneva, Switzerland*



# Main sources of migration data in the Republic of Kyrgyzstan

- ▶ Population Census (1999 and 2009)
- ▶ Labour Force Survey – November of 2002
- ▶ Non-recurrent Population Employment Survey – July of 2006
- ▶ Sample Labour Migration Survey – October of 2010
- ▶ Integrated Sample Survey (annual)
- ▶ Official Statistical Report (administrative data of ministries and government bodies)



# Methodological principles of sample survey conducting

**Sampling.** First 1999 National Population Census data and 2009 Population and Housing Census data are the foundation of the sampling.

**As a result we sampled 5 016 households for the survey.**

**Interviewing the population.** Answers to the questions could be obtained directly from the respondent or indirectly from other household members if the individual is not present at the moment of interviewing, provided other members are able to give full and comprehensive answers.

**Organizing the survey.** National Statistic Committee of the Republic of Kyrgyzstan provides methodology for the survey, practical organization and actual conduction of the integrated household survey, specifically the following:

- Developing survey tools and instructions for filling out the materials;
- Organizing collection, codification, data entry and its review;
- Developing methodology of weighing and dissemination of results;

***Households rotation mechanism.*** Annual sample rotation is 25%.



# Basic methodological principles of the sample survey

Sample Integrated Household Budget and Labour Force Survey is conducted annually.

**Statistical unit.** Statistical unit is the population position in relation to labour market (employment, unemployment or economical inactivity) and its detailed characteristics.

**Coverage of the statistical units.** Persons of 15 years of age and older with permanent residency in the period of household survey conduction, including the ones that are temporary absent. Survey is conducted in all regions of the Republic, both in urban and rural areas.



# Number of external labour migrants based on different data sources

<b>Sources</b>	<b>Year</b>	<b>Thousands of people</b>
Non-recurrent Population Employment Survey (July of 2006)	2006	161.4
Population and Housing Census (March of 2009)	2009	222.4
Sample Labour Migration Survey (October of 2010)	2010	137.4
Sample Integrated Household Budget and Labour Force Survey	2017	236.3
State Migration Service under the Government of Kyrgyzstan Republic	2017	2.8
Federal Migration Service of Russian Federation (registered)	2017	864.7



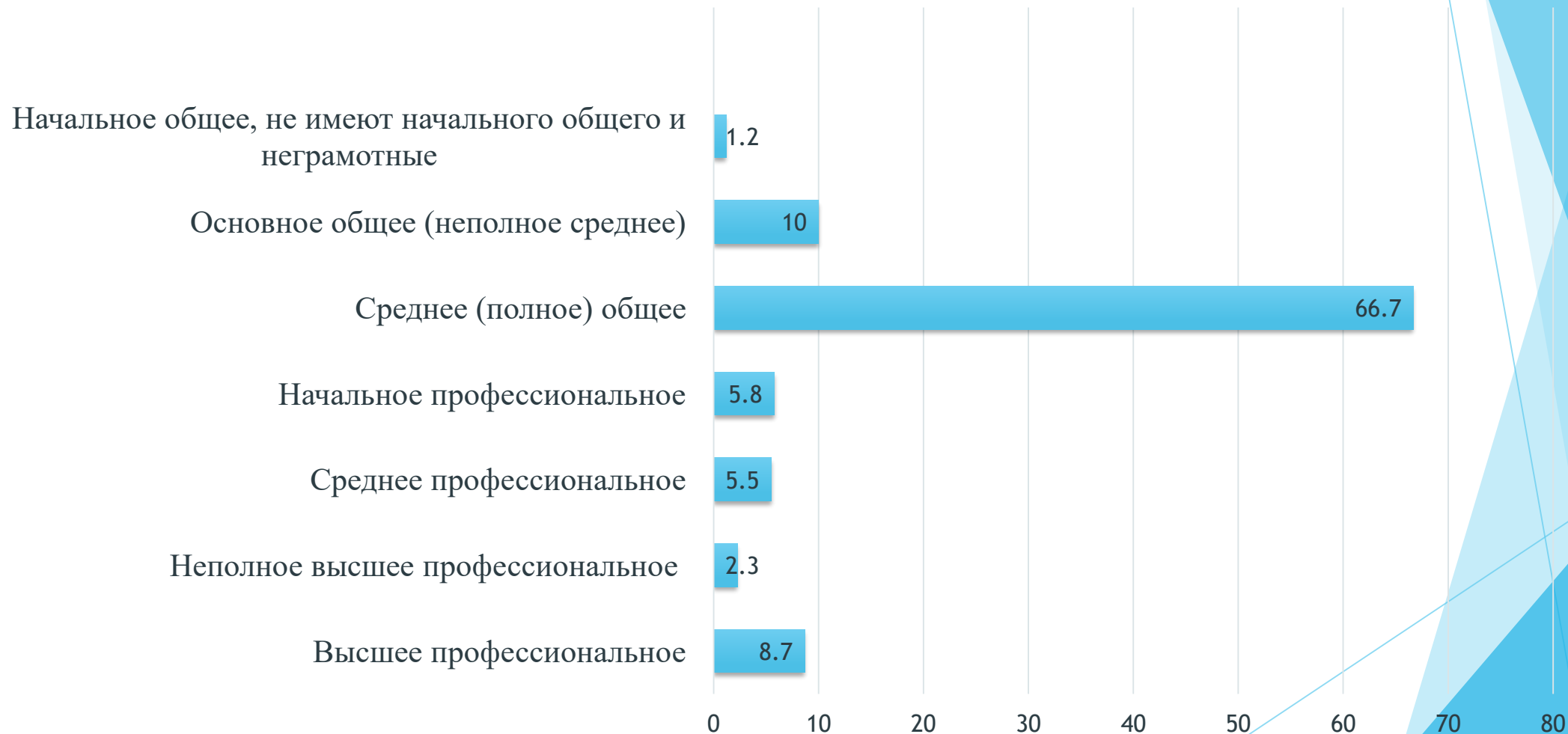
# According to the Sample Integrated Household Budget and Labour Force Survey data

- ▶ The number of labour migrants 15 years old and above in 2017 was 236.3 thousands of people, 73% of them were men and 27% were women.
- ▶ Most labour migrants that leave the republic are originally from rural areas (78%), compared to the urban areas (22%).



# Labour migrants working outside of Republic of Kyrgyzstan, by the educational level in 2017

*(according to the data from Sample Integrated Household Budget and Labour Force Survey, %)*





# Labour migrants working outside of Republic of Kyrgyzstan, by the country of destination in 2017

*(according to the data from Sample Integrated Household Budget and Labour Force Survey, %)*

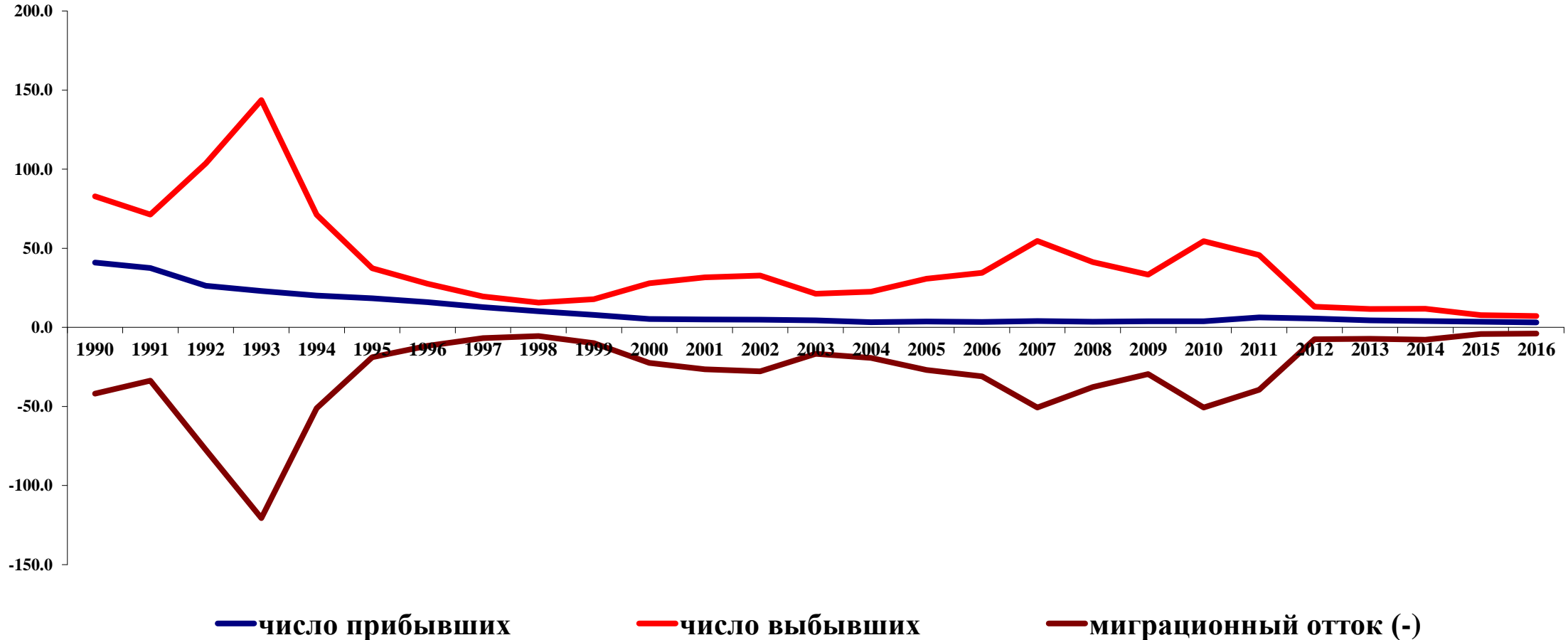






# External migration of the population

(thousands of persons)

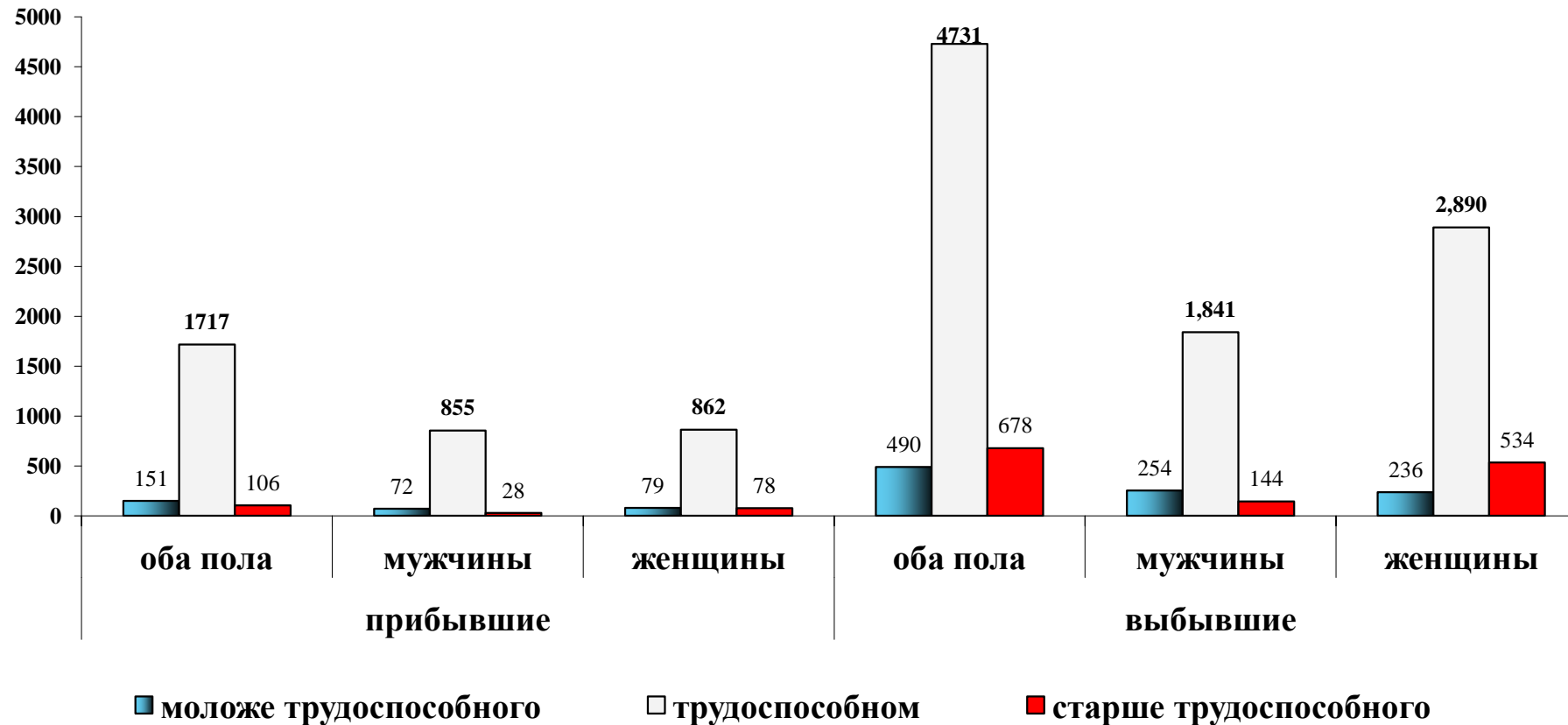


The highest net migration of the population was in 1993 (-120.6 thousands of people) and in 2010 (-50.6 thousands of people). In 2012 emigration of Kyrgyzstan population has significantly reduced.



# Distribution of migrants by age groups in 2017

(persons)



**Persons capable of work most actively participate in the processes of external migration. In spite of numbers in that age category going down (86% in 2011, 80% in 2017) it is still the most numerous group.**



National Statistic Committee of the Republic of Kyrgyzstan

**Thank you for your attention!**