

# The measurement of external labour migration in Ukraine in the framework of Labour Force Survey

*Alla Solop*

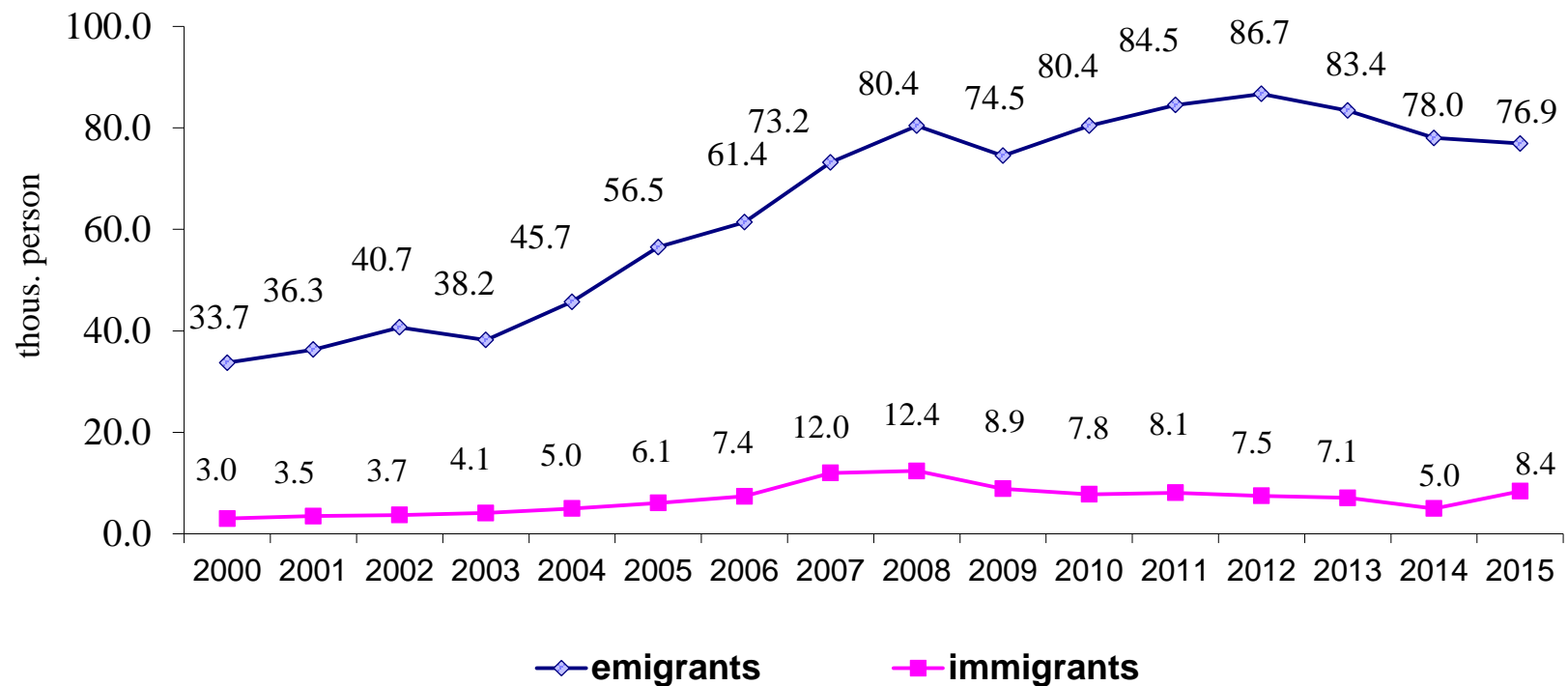
*Statistics State Statistics Service of Ukraine*

# Sources of data on labour migration of population in Ukraine

---

- administrative data;
- population census;
- sample surveys.

# Scale of officially organized international labour migration in Ukraine, 2000-2015



Data for 2014 – excluding the temporarily occupied territories of the Autonomous Republic of Crimea, the city of Sevastopol;  
data for 2015 – also excluding the part of the anti-terrorist operation zone.

# Preconditions of organization and conduction of Labour Migration Survey

---

- limitation of information sources;
- incoherence of available data;
- lack of access to the corresponding information by other countries;
- necessity of development and implementation of policy regulating labour migration, particularly regarding social and legal protection of migrant workers and their reintegration after returning to Ukraine.

# Modular Sample Survey on Labour Migration (Labour Migration Survey)

---

**The first national survey on labour migration** was conducted in 2008 as a Module of Sample Surveys the population (households) on economic activity (Labour Force Survey) and household living conditions (with technical assistance of the fund «Open Ukraine», World Bank, IOM).

**The second survey on labour migration** was conducted in the framework of the EU-ILO project «Effective management of labour migration and its qualification aspects» in 2012 as a module of Labour Force Survey.

# The organization of Labour Force Survey in Ukraine

Sample	Coverage	Calendar carrying	Participation rate
<p>National territorial probability sample of non-institutional households.</p> <p><i>The size of monthly sample –</i> 2008-2013 – 16.6 thousand households, 2014-2018 – 16.9 thousand households.</p> <p><i>Households rotation:</i> each household is questioned 6 times in accordance with the scheme – 3-9-3 (the household stays in the sample for 15 months ).</p>	<p><i>Territory:</i> The entire country, except for the I and II zones of radioactive pollution because of the Chernobyl Nuclear Power Plant and from 2014 – excluding the temporarily occupied territories of the Autonomous Republic of Crimea, the city of Sevastopol</p> <p><i>Population:</i> Persons aged 15–70 for permanent residence</p>	<p><i>Is carried since 1995,</i> 1995-1998 – annual, 1999-2003 – quarterly, since 2004 – monthly.</p> <p><i>Reference period:</i> the surveyed week (from Monday till Sunday) that includes the 15th day of the month.</p> <p><i>The questioning of the population is made each month during 15 calendar days after the reference period.</i></p>	<p><i>In 2015,</i> 109.5 thousand respondents aged 15-70 have been questioned that makes up 0.38% of resident population of Ukraine of the specified age.</p> <p><i>The number of the made interviews is</i> 303.4 thousand.</p> <p><i>Participation rate households –</i> 83.6%, 77.5% – in urban settlements, 91.8% – in rural areas.</p>

# The purpose of Labour Migration Survey

---

- **The purpose of the survey** is to assess the scale, popularity, geographic direction of external labour migrations, the social-demographic composition of migrant workers, their occupations, working conditions, frequency and duration of their migration cycles, etc.

## The organization of Labour Migration Survey (sample and level of participation)

---

- In 2008, the sample was 25.4 thous. households, of which 22.1 thous. (86.9%) were interviewed and 48.1 thous. persons of working age.
- In 2012, 27.1 thous. households were selected, of which 23.5 thous. (86.7%) were interviewed and 45.5 thous. persons aged 15-70 years.



## The organization of Labour Migration Survey (observation period)

---

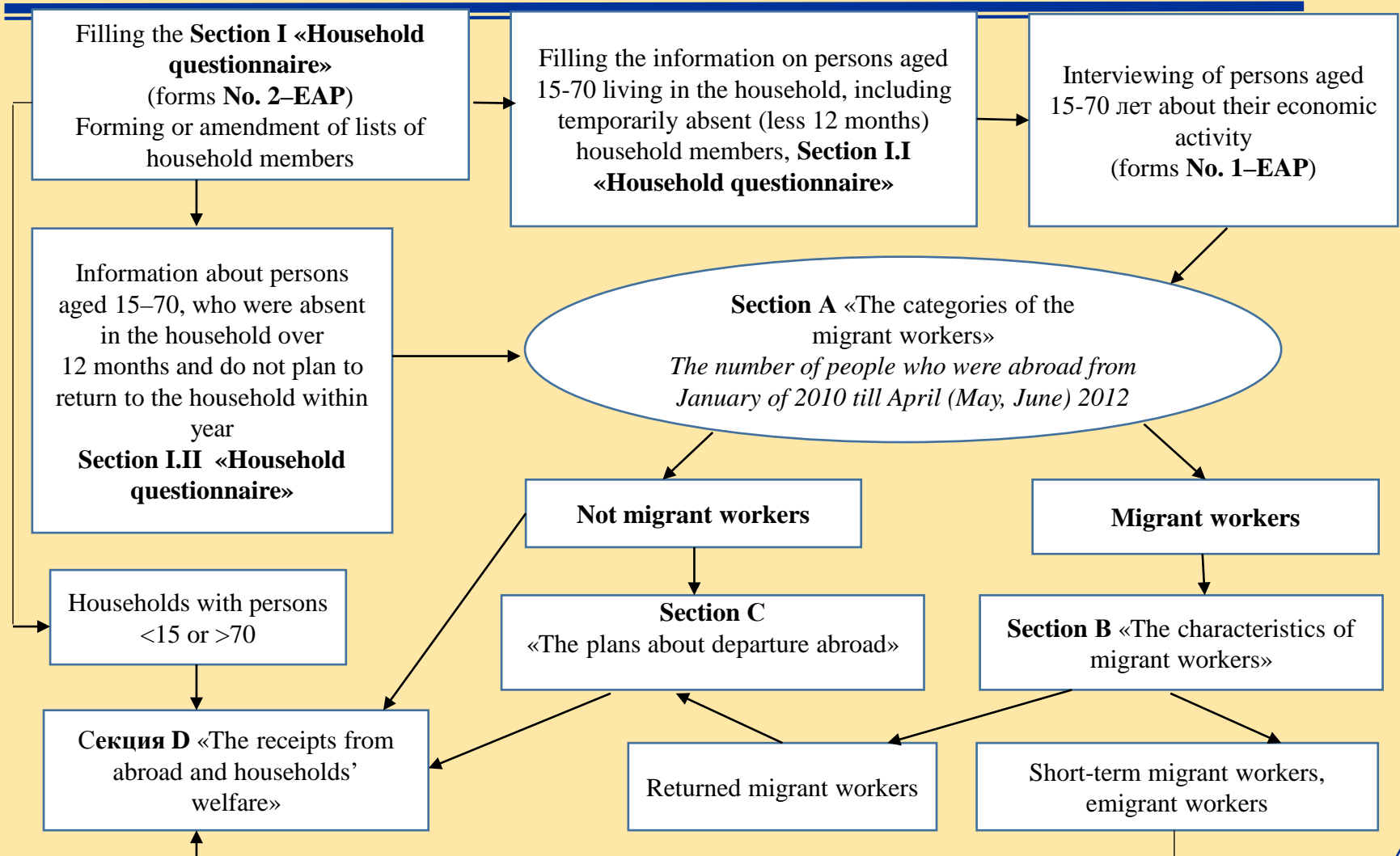
➤ Observation period:

- in 2008 – from the 1 of January 2005 till the 1 of June 2008 (3.5 years);

- in 2012 – from the 1 of January 2010 to the 17 of June 2012 (2.5 years).

➤ Survey was conducted: in 2008 – May-June;  
in 2012 – April-June.

# The scheme of the Modular Sample Survey on Labour Migration in the framework of Labour Force Survey, 2012



# Tools of Labour Migration Survey, 2012

---

## **Application to form № 2-EAP (Sections A and D)**

**Section A** «Categories of migrant workers» allows to classify persons aged 15-70 years, who, beginning from January 2010 until the beginning of the survey, went to another country for various reasons, or returned from abroad. Based on this information breakdown of migrant workers by categories is made.

The key questions:

- the purpose of being abroad;
- questions about a job or searching a job;
- the categories of migrants-workers;
- plans for the trip abroad during the next 6 months.

# Tools of Labour Migration Survey, 2012

---

**Section D** «The receipts from abroad and households' welfare» - questions about getting support from abroad (money or goods) and its impact on the welfare of the household).

The key questions:

- source of support from abroad;
- type of support and the amount of cash support;
- frequency and method of financial support;
- ways of using financial support and its share in total income of the household;
- types of the goods and their valuation.

# Tools of Labour Migration Survey, 2012

---

## Application to form № 1-EAP (Sections B and C)

**Section B** «Characteristics of migrant workers» - information about the persons aged 15-70 years, which are assigned to this category: returned migrants workers; short-term migrants, emigrants workers.

The key questions:

- the reason for the return after working abroad;
- plans for a return from abroad;
- the frequency of visits and period of stay in the latter country;
- type of activity in which the work is looking for;
- type of activity, profession, status in employment;
- correspondence of education to the performed work;

# Tools of Labour Migration Survey, 2012

---

## **Section B** «Characteristics of migrant workers» (continuation)

The key questions:

- working conditions and social security;
- the amount of wages and the share of expenses of living abroad;
- training before leaving abroad and coherence of acquired level of education to the necessary level in the country of residence;
- the reason for seeking employment abroad;
- residence status and ways to process it;
- previous activity;
- remittances: the amount, frequency, methods of transmission etc.

# Tools of Labour Migration Survey, 2012

---

## **Application to form № 1-EAP**

**Section C** «The plans about departure abroad» – information about the intention of individuals aged 15-70 years to go abroad within the next 6 month with definite purpose.

The key questions:

- travel purpose;
- planned duration of stay;
- measures taken to travel;
- education with a purpose to leave (language and other courses).

# Methodology of Labour Migration Survey, 2012

---

- Interview of persons older of working age (persons aged 15-70 years);
- Enhancement of the definition «migrant workers» for the purposes of the survey (individuals that left with the purpose of seeking employment abroad were included);
- Change of the period of observation (2,5 years);
- Improvement of the questionnaire for acquiring information on definite categories of migrant workers:
  - returned migrant workers
  - short-term migrant workers (resident abroad to 12 month)
  - emigrant workers (resident abroad above 12 month);
- Inclusion of questions about training for going to work abroad and coherence of the level of education acquired in Ukraine to the level necessary for working in the country of residence into the program of the survey.



# Methodology of Labour Migration Survey, 2012

---

## *Definition*

**Migrant workers** – persons aged 15-70, that were working or searching for job abroad during the reference period  
(the 1 of January 2010 – the 17 of June 2012).

*These include persons that had a job abroad during the reference period, but have already returned to Ukraine, and those, who were abroad working or in the attempts to find a job during the conduction of the survey.*

# Methodology of Labour Migration Survey, 2012

---

**Returned migrant workers** – persons aged 15-70 who returned to Ukraine within the reference period after job performance or search abroad.

# Methodology of Labour Migration Survey, 2012

---

**Short-term migrants workers** – persons aged 15-70 who were absent from their household for less than a year at least once during the reference period (with expected return during the next 12 months) due to job performance or search abroad (e.g. persons with seasonal or temporary jobs, etc.).

*Based on the survey results, this category does not include frontier commuting migrants and persons working and receiving wages in Ukraine and making trips abroad for business reasons (e.g. workers of international transport companies, persons on missions, etc.).*

# Methodology of Labour Migration Survey, 2012

---

**Emigrant workers** – persons aged 15-70 who were absent from their household for 12 months or longer during the reference period (including persons absent for less than a year and not going to return to their household during the next 12 months) due to job performance or search abroad.

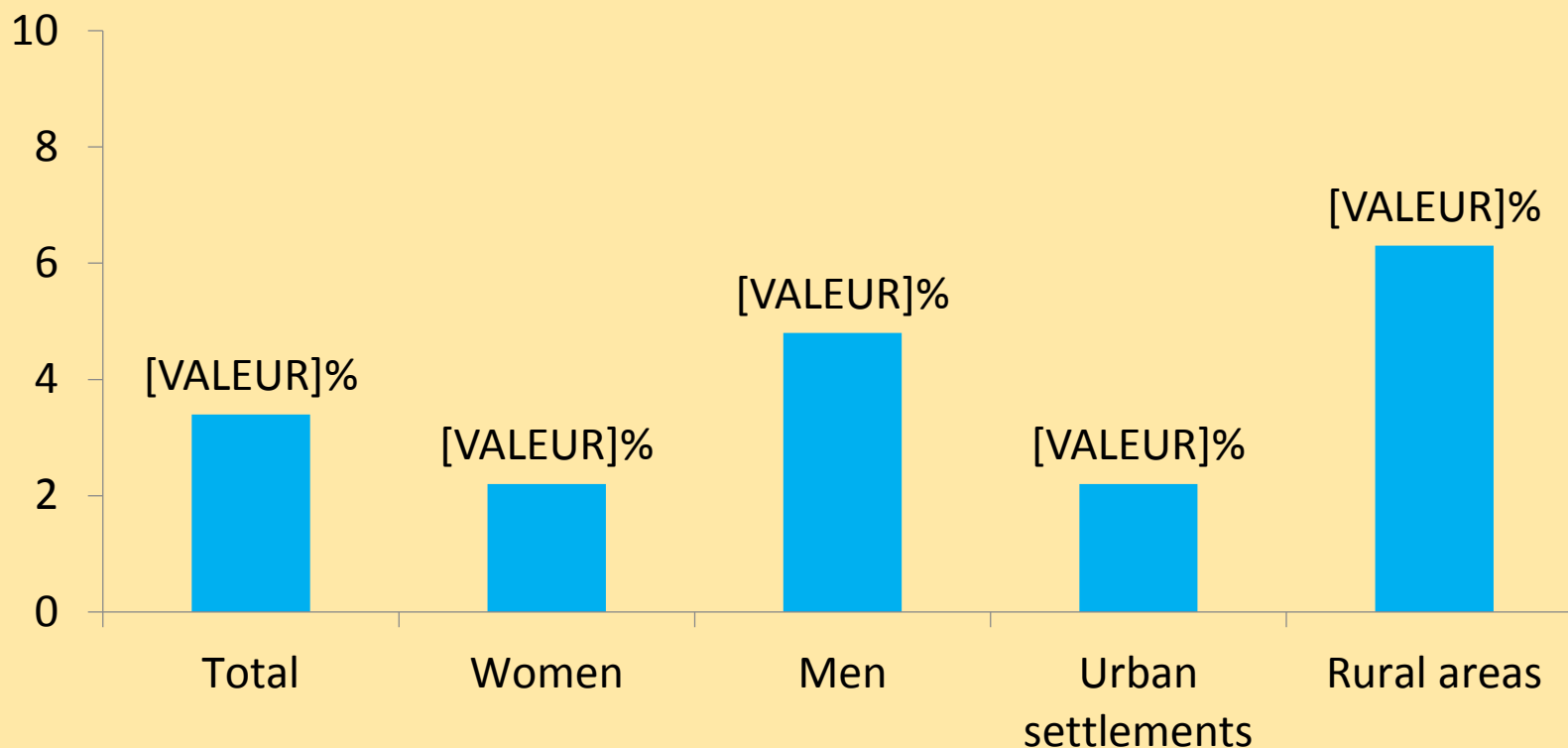
# Main results of Labour Migration Survey, 2012

---

- 3.4% (1.2 mln. people) of population aged 15-70 from the 1 of January 2010 till the 17 of June, 2012 were working or searching for job abroad.
- Among the working aged population, their share in this period was 4.1% (according to the survey of 2008 in the period from the 1 of January 2005 till the 1 of June 2008 worked abroad 5.1% of the population working age and from the 1 of January 2007 till the 1 of June 2008 – 4.4%).

# Participation rate of population in labour migration, 2010-2012

*(share of labour migrants in population aged 15-70 years)*



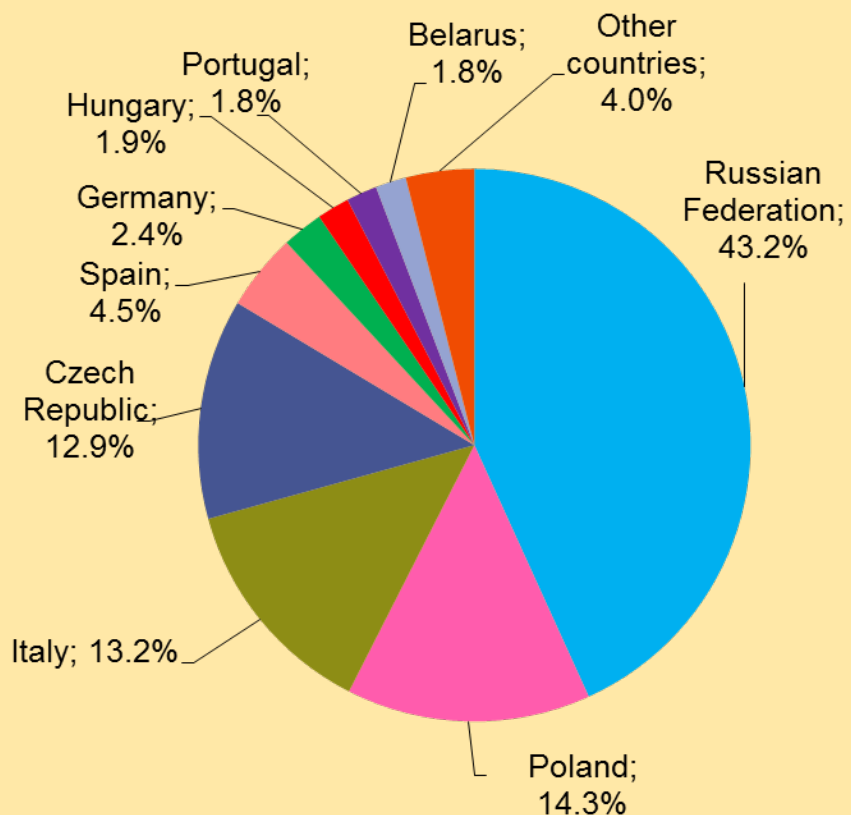
## Ukrainian migrant workers by migrant group, gender and areas, 2010–2012

	<b>Total</b>	<b>Women</b>	<b>Men</b>	<b>Urban settlements</b>	<b>Rural areas</b>
<b>Total number of migrant workers, thou. person</b>	<b>1,181.6</b>	<b>405.9</b>	<b>775.7</b>	<b>540.1</b>	<b>641.5</b>
<b>including by migrant groups, %</b>					
<b>returned migrant workers</b>	<b>37.4</b>	<b>32.8</b>	<b>39.8</b>	<b>37.3</b>	<b>37.4</b>
<b>short-term migrant workers</b>	<b>48.5</b>	<b>43.1</b>	<b>51.3</b>	<b>44.6</b>	<b>51.8</b>
<b>emigrant workers</b>	<b>14.1</b>	<b>24.1</b>	<b>8.9</b>	<b>18.1</b>	<b>10.8</b>

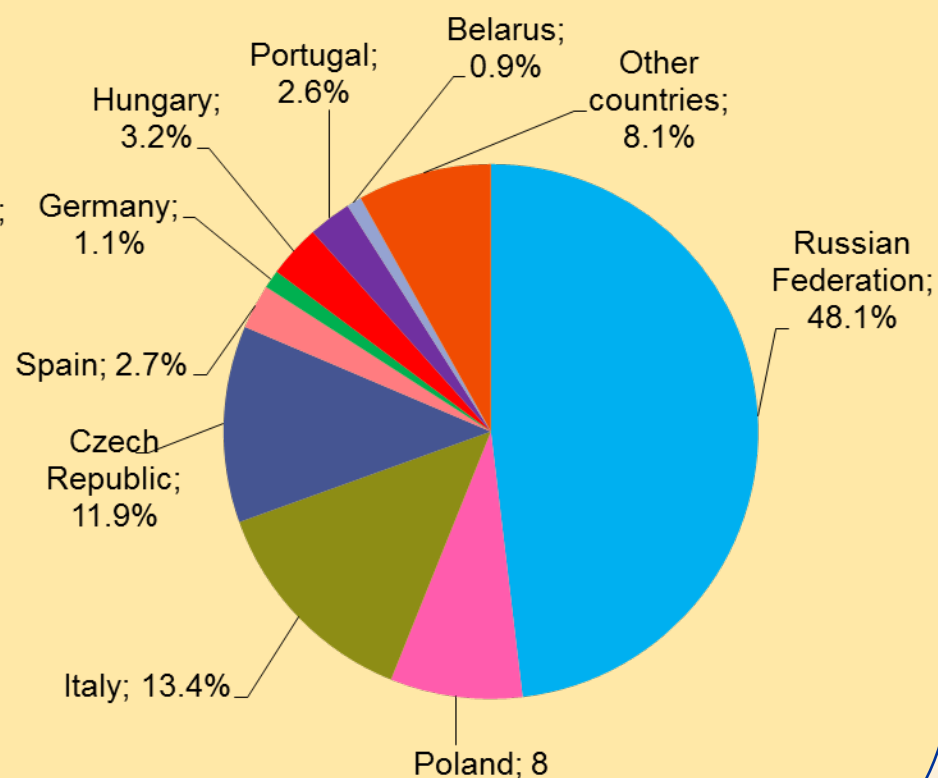
# Migrant workers by countries of migration

(according to survey results for 2008 and 2012 )

**2010-2012**

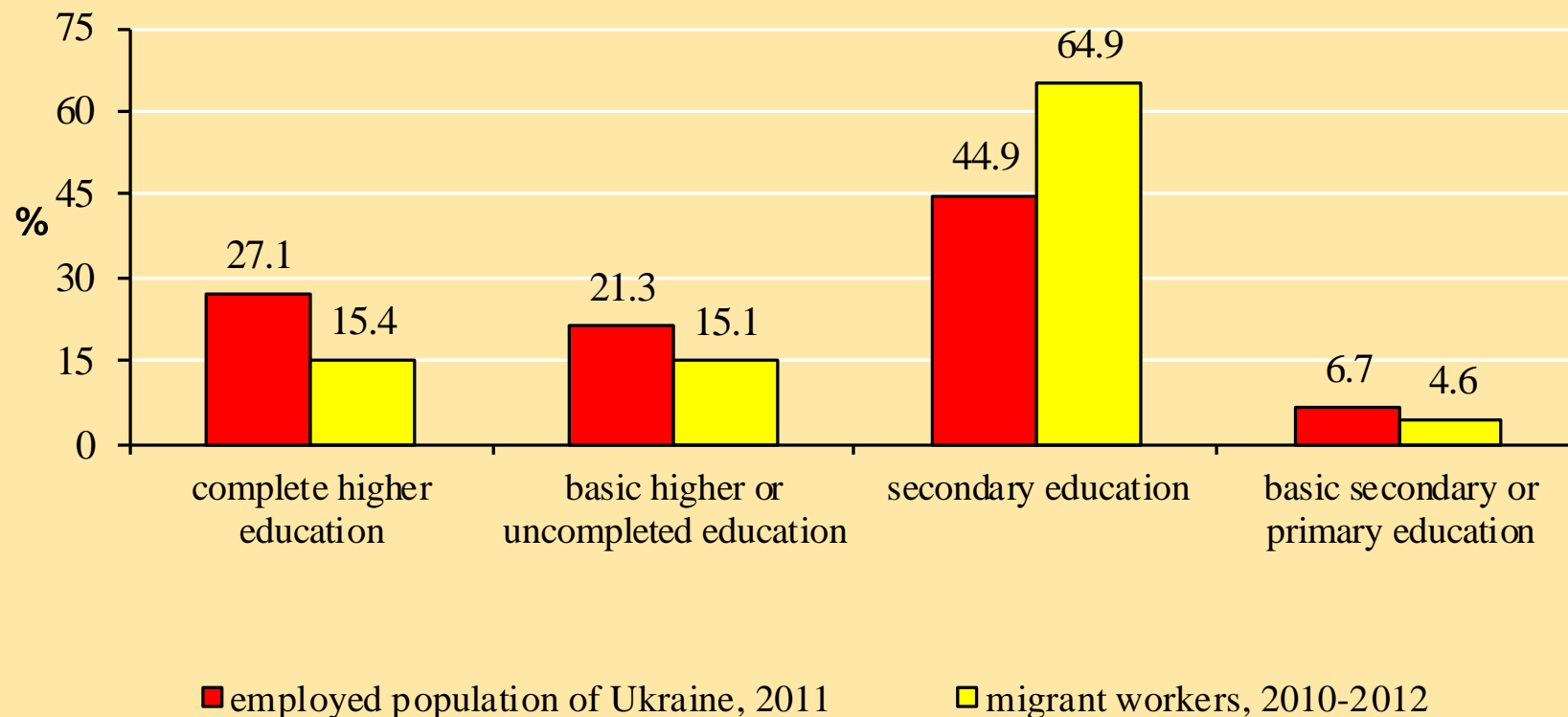


**2005-2008**



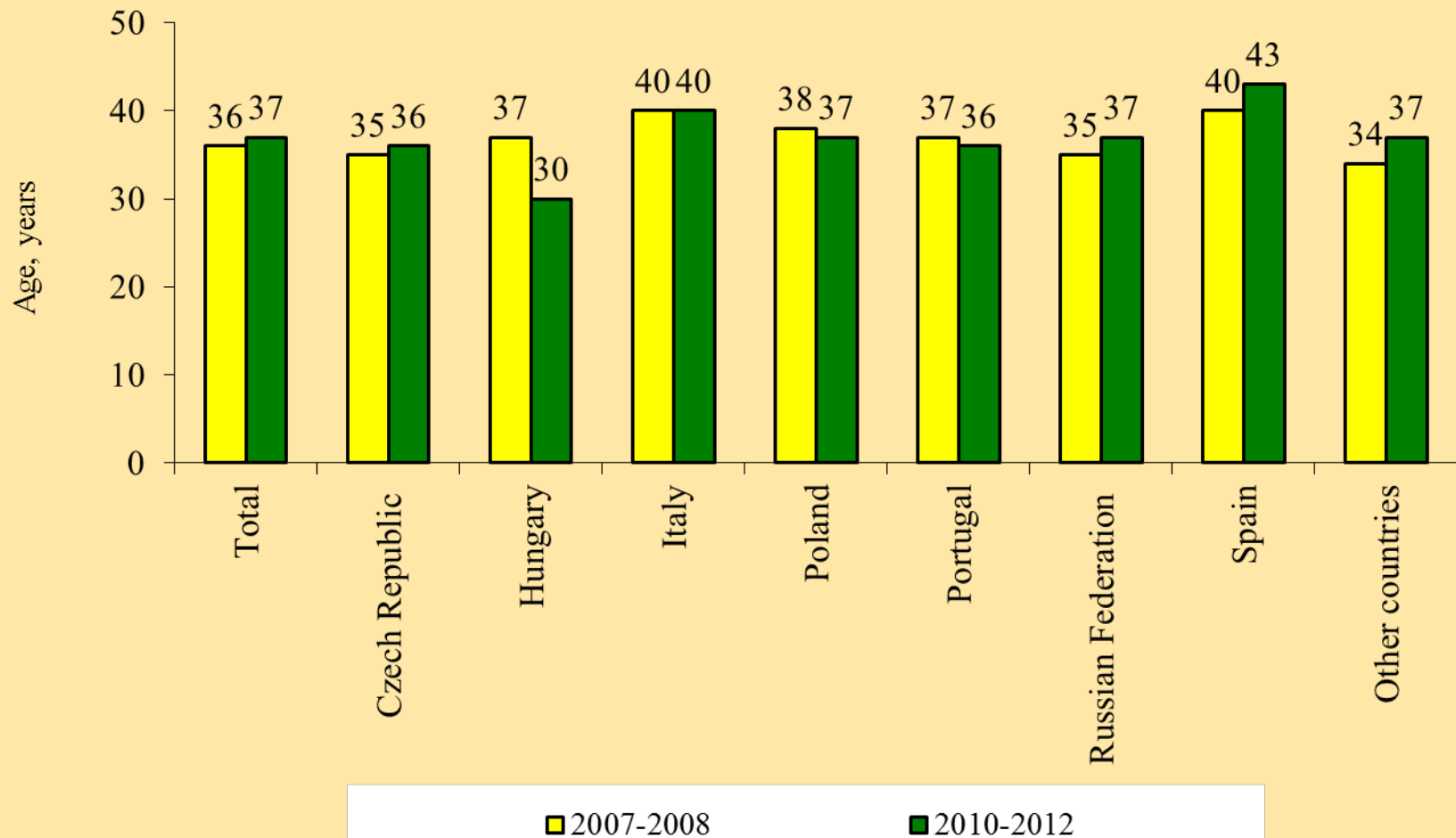


# Employed population of Ukraine and migrant workers by level of education



# Average age of migrant workers by countries of migration

*(according to survey results for 2008 and 2012)*



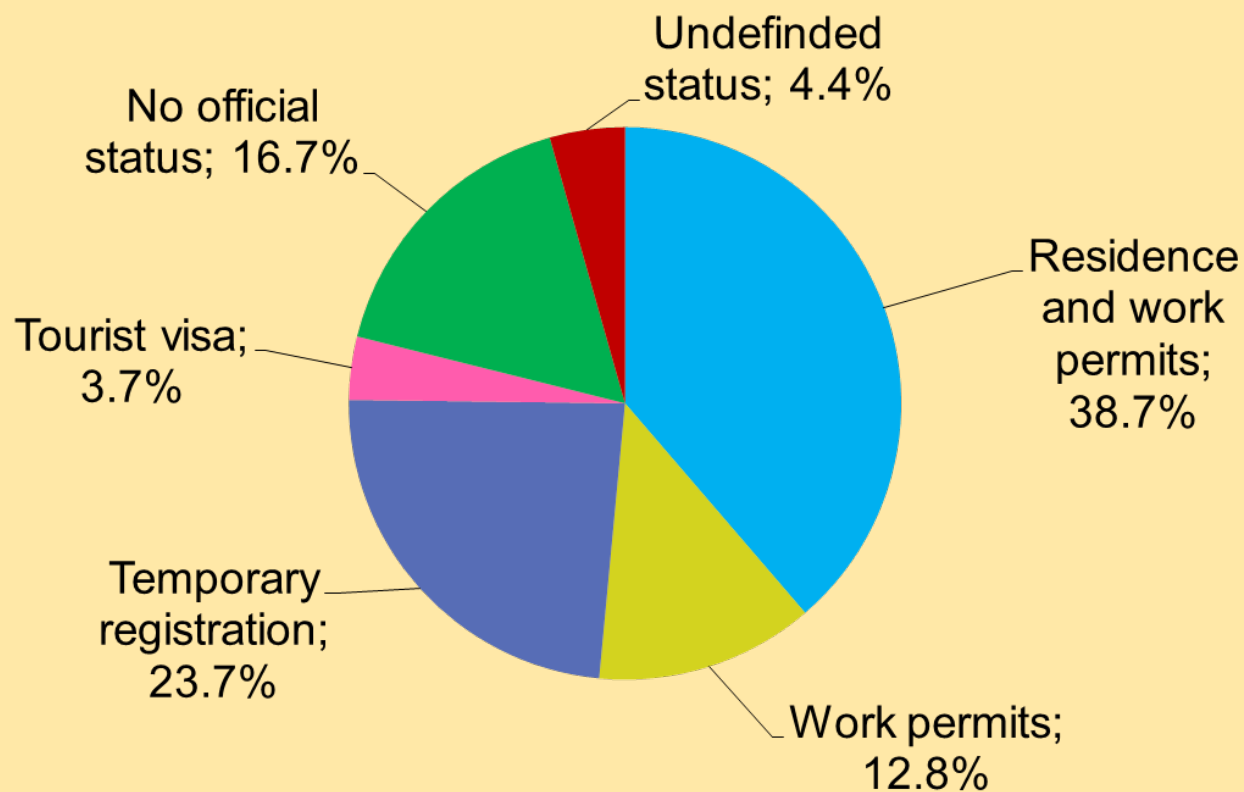
## Frequency and duration of migrant workers

---

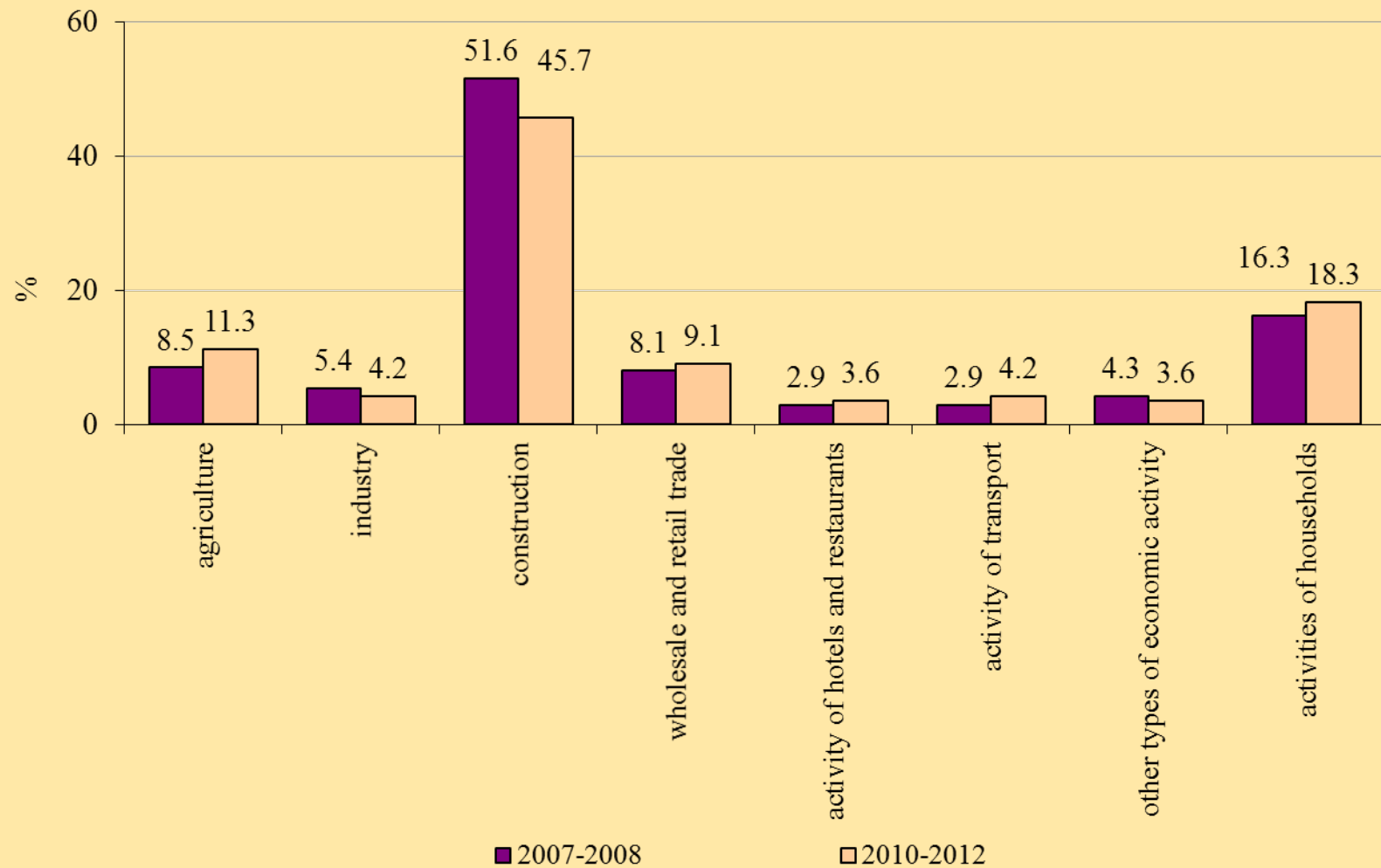
- In 2010-2012 years one migrant worker made on average three trips abroad for work (the 1 of January 2005 to the 1 of June 2008 – 3 trips)
- Average duration of stay abroad was 5 months.

# Migrant workers by the legal status in the countries of migration, 2010-2012

---



# Migrant workers by types of economic activity (according to survey results for 2008 and 2012)



# Labour remuneration of migrant workers

*(according to survey results for 2008 and 2012)*

---

- 2007-2008 – 817 USD
- 2010-2012 – 930 USD

almost three times higher than average earnings of  
staff worker employed economy of Ukraine

# Publication of the results of Labour Migration Survey

---

Statistical publication

2008

Ukrainian external labour migration

[http://csrv2.ukrstat.gov.ua/druk/katalog/pracia/migr\\_engl.rar](http://csrv2.ukrstat.gov.ua/druk/katalog/pracia/migr_engl.rar)

2012

Report on the Methodology, Organization and Results of a Modular Sample Survey on Labour Migration in Ukraine (2012)

[http://csrv2.ukrstat.gov.ua/druk/publicat/kat\\_u/2013/dop/12\\_13/zvit\\_ang.zip](http://csrv2.ukrstat.gov.ua/druk/publicat/kat_u/2013/dop/12_13/zvit_ang.zip)

# Conclusions

---

- Labour Force Survey is a qualitative basis for the conduct of Module Survey of Labour Migration (scientifically grounded sample, the possibility to obtain demographic, and social and economic characteristics for household members, migrant workers, etc.)
- the conduct of Labour Migration Survey in 2012 permitted:
  - improve the organization, methodology and program for the conduct of similar surveys in order to introduce them into statistical practice on a periodic basis (once every 5 years) as well as the conduct of other studies on these topics (complex study of money transfers from migrant workers to Ukraine undertaken by the IMO in Ukraine under Canada project);
  - establish information base needed to prepare the country's migration profiles (2013) and make informed decisions on regulating the external labour migration, social protection of Ukraine's citizens working abroad (migrant workers) and family members (Ukraine's law N 761-VIII on external labour migration took effect on November 5, 2015), etc.



Thank for your attention!