

Informal document 2

18 November 2008

**UNITED NATIONS  
ECONOMIC COMMISSION FOR EUROPE**

**WORKING GROUP ON AGEING**

First meeting

Geneva, 1–2 December 2008

Item 5a of the provisional agenda

**MA:IMI / I 2003–2008**

**MAINSTREAMING AGEING: INDICATORS TO MONITOR  
IMPLEMENTATION**

**FIRST REVIEW AND APPRAISAL CYCLE 2003–2008**

**SHORT PRODUCT OVERVIEW REPORT**

*Summary*

This report by the European Centre for Social Welfare Policy and Research outlines indicators to monitor the implementation of the UNECE Regional Strategy for the Madrid International Plan of Action on Ageing, as well as the activities and achievements of the Centre in this area in 2003–2008. The presented indicators cover the areas of demography, income and wealth, labour market participation, and social protection and financial sustainability. The document has an annex with a selection of charts that visualize these indicators.



**MA:IMI**

# **Mainstreaming Ageing: Indicators to Monitor Implementation**

**First Review and Appraisal Cycle  
2003-2008**

**Short Product Overview Report**



**EUROPEAN CENTRE**  
FOR SOCIAL WELFARE POLICY AND RESEARCH  
AFFILIATED TO THE UNITED NATIONS

**EUROPÄISCHES ZENTRUM**  
FÜR WOHLFAHRTSPOLITIK UND SOZIALFORSCHUNG  
IN ZUSAMMENARBEIT MIT DEN VEREINTEN NATIONEN

**CENTRE EUROPÉEN**  
DE RECHERCHE EN POLITIQUE SOCIALE  
AFFILIÉ AUX NATIONS UNIES



# **Table of Contents**

**Preface**

**Memorandum of Understanding**

**Conferences, Workshops, Expert and Task Force Meetings**

**List of Indicators**

**List of Charts**

**Dissemination**

**Website**

**“Mainstreaming Ageing” : “A Society For All Ages”  
11 Books, 2 Reports, 6 Policy Briefs**

**Networks of Experts**



## Preface

The European Centre for Social Welfare Policy and Research, Vienna, an inter-governmental organization affiliated to the United Nations, has been mandated and undertaking various follow-up activities to the so called “Madrid Process” and “Berlin Process”, both since 2002. This work was done in accordance with the mandate given to the United Nations regional commissions by the Madrid International Plan of Action on Ageing (MIPAA), April 2002, and by the Regional Implementation Strategy (RIS) as adopted, together with the Berlin Ministerial Declaration “A Society for all Ages in the UNECE Region”, by the Ministerial Conference on Ageing (MiCA), Berlin September 2002.

A “Memorandum of Understanding between the United Nations Economic Commission for Europe (UNECE), and the Government of the Republic of Austria”, signed in late January 2004 in Vienna, specified the terms of this follow-up work performed by the European Centre, Vienna and its assistance to the UNECE, Geneva. It provided material support for the European Centre through earmarked funds from the Host Government Austria (in particular its Ministry of Social Security, Generations and Consumer Protection and its Ministry for Foreign Affairs) and advice by an international Task Force set-up to guide its work programme.

In the first review and appraisal cycle of MIPAA and RIS in the period between 2003 and 2007/2008, the European Centre provided technical support and had helped to review the implementation of the Plan by the United Nations Member States, without heavy reporting burden and by a monitoring process based on effective exchange of information, experiences and best practices, avoiding simplistic comparisons. The European Centre Vienna established, as required, a separate “Mainstreaming Ageing: Indicators to Monitor Implementation” (MA:IMI) unit within the Centre, with the consent of the Board of Directors. This unit was staffed with two full-time equivalent, and in the course of the project up to 14 researchers, administrative and technical staff provided the necessary support. While the programme of work would not have been possible without the generous support of the Austrian Host Government as well as that of the Spanish authorities and of UNFPA, the major part of the human resources operating was provided by the European Centre itself, and therefore more than doubling the basic endowment offered by the Republic of Austria to the European Centre.

In accordance with the Memorandum of Understanding and the mandate specified herein, the European Centre, in collaboration with the UNECE Secretariat and its Population Ageing unit (UNECE / PAU), promoted an exchange of experiences in the field of policies related to ageing, carried out data collection, research and analyses in co-operation with agencies such as the World Bank, ILO, ISSA, EUROSTAT, OECD etc., with national authorities, NGOs and other concerned bodies. Briefly, the European Centre had undertaken the following tasks during the 1st phase of the MA:IMI project:

- prepared short annual reports and conference room papers to the UNECE Secretariat
- promoted exchange of information among experts, policy-makers and civil society by (co-)organizing and participating in a series of more than a dozen conferences, workshops, expert and Task Force meetings and European Centre International Seminars
- developed a set of agree-upon “indicators of achievement” (in particular in the areas of demographic changes, income and wealth, labour market and early retirement, sustainable social security, as well as economic growth, financial and social sustainability)
- collected and analysed data for these “indicators of achievement” and visualized the findings by charts
- created “country profiles” using these “indicators of achievement” which are translating MIPAA and RIS objectives into operational measures and standards by which monitoring of progress in goal achievement can be assessed
- organized the dissemination of Mainstreaming Ageing results by the creation of a special Website “Monitoring RIS”
- produced many “Mainstreaming Ageing” : “A Society of All Ages” publications, including 11 book publications, 2 special reports, 6 policy briefs, and dozens of contributions to books and refereed economic and social science professional journals
- disseminated findings also through newspapers, journals, magazines, radio, TV and press conferences
- created, together with UNECE, several networks where experts, policy-makers and civil society could meet, such as, for instance, the “National Focal points on Ageing”, the “Task Force”, the “NGO Network on Monitoring RIS”, several European Centre External Expert Networks for Mainstreaming Ageing Indicator Work, etc.

In the Memorandum of Understanding with UNECE signed in January 2004 in Vienna, it was foreseen that “this initiative is initially planned within a time frame of five years of operation. During the fourth year of the initial five year period, the UNECE together with all stakeholders, including the Government of the Republic of Austria, will evaluate the status of the initiative and recommend whether it should be renewed, extended or scaled-back, or it should be phased-out”.

The MA:IMI project is nearing the end of the fourth year of its first, initial and take-off phase of work 2003 - 2008. The European Centre is looking forward to the evaluation envisaged and it is currently in search of financial support to continue the work foreseen as essential in the second 5-year review and appraisal cycle of MIPAA and RIS from 2008 to 2012. This second phase will beyond doubt be of historical importance and a most critical one, as the demographic bonus is now coming to an end in many UNECE Member States (in particular in most of the EU-27 countries) and a last window of opportunity to implement at least the core measures to live-up to the goals, objectives and 10 commitments formulated in 2002 will open between 2007 and 2011.

Bernd Marin  
Asgar Zaidi  
Project Directors

“Mainstreaming Ageing: Indicators to Monitor Implementation“(MA:IMI)



## **Memorandum of Understanding between the United Nations Economic Commission for Europe / UNECE, and the Government of the Republic of Austria**

The UN Economic Commission for Europe (UNECE) will be involved in the follow-up to the Berlin Ministerial Conference on Ageing, in accordance with (a) the mandate given to the United Nations regional commissions by the Madrid International Plan of Action on Ageing 2002 (MIPAA) to translate the Plan into regional action plans and to assist upon request, national institutions in implementation and monitoring of their actions on ageing (MIPAA, para 128); (b) the mandate given specifically to the UNECE by the Regional Implementation Strategy (RIS), which calls upon UNECE “to assist member states upon request with implementing the RIS and in their evaluation of the achievements of the RIS at the national level” (para. 92); and (c) the decisions taken at the Economic Commission for Europe’s 58<sup>th</sup> session. This will be done in close collaboration with UNECE member States, who have the primary responsibility for the implementation and follow-up of RIS, the civil society at large, and in particular the relevant non-governmental organizations, as well as with other concerned actors, in order to mainstream ageing in an integrated way into socio-economic policies, and to represent the age-specific interests of different age groups, including older persons, so as to promote active ageing, the employability of all persons wishing to work, sustainable income and quality of life for all ages, prevent age discrimination, and foster age diversity, inter-generational equity and solidarity.

The follow-up work will be performed in the spirit of the call in paragraph 131 of MIPAA for systematic review of the implementation of the Plan by the United Nations Member States. It will be sensitive to the wish of UNECE member States to avoid heavy reporting burden, and to have a monitoring process based on effective exchange of information, experiences and best practices that avoids simplistic comparisons.

In this context, the UNECE Secretariat welcomes the initiative of the Government of the Republic of Austria, represented by the Federal Ministry of Social Security, Generations and Consumer protection, to provide technical support to the follow-up process. This initiative was also welcomed by UNECE Member States during the 58<sup>th</sup> Annual Session of the UNECE. The initiative envisages a co-operative arrangement with the Government of the Republic of Austria, involving the European Centre for Social Welfare Policy and Research, which is a Vienna-based organisation affiliated with the United Nations.



As part of that initiative,

- a separate unit would be established within the European Centre, with the consent of its Board of Directors, the work programme of which will be drawn-up in consultation with a task force to be constituted for that purpose, comprising independent recognized experts in different sub-fields of ageing, working for various governmental, non-governmental, international, or other organizations, as well as for the private sector and employee associations. The members of this task force will be identified in consultation with the UNECE Secretariat and the Government of the Republic of Austria;
- to staff this unit, the European Centre will be enabled by earmarked funds from the Government of the Republic of Austria to recruit at least two additional qualified professionals with international experience. For its part, the UNECE will make available for the follow-up work staff and other resources in accordance with its programme of work, as approved by ECE Member States in the context of the programme budget;
- the European Centre will also make available its infrastructure to support the follow-up work, provided that this support is not detrimental to the fulfilment of the Centre's other responsibilities.
- this initiative is initially planned within a time frame of five years of operation. During the fourth year of the initial five year period, the UNECE together with all stakeholders, including the Government of the Republic of Austria, will evaluate the status of the initiative and recommend whether it should be renewed, extended or scaled-back, or it should be phased-out;
- the European Centre will welcome contributions (in terms of personnel, financial resources, or in kind) from other donors to further boost its capacity to work on the follow up to the Berlin Ministerial Conference on Ageing.

The role of the Centre and its specialized unit will be:

- to promote, in collaboration with the UNECE Secretariat, an exchange of experiences in the field of policies related to ageing;
- to carry out and foster data collection, research and analysis, including in collaboration with other organisations (in particular UN agencies such as WHO and ILO, ISSA, the European Community, OECD), national authorities, and other concerned bodies and individuals;
- to maintain, in the context of the above-mentioned data collection, research and analysis work, a network of organizations, national authorities, and other concerned bodies and individuals, active in the field of ageing;

Specifically, the Centre and its specialized unit will perform the following functions:

- identify, in collaboration with the UNECE, the above-mentioned task force and other concerned parties, the priority issues which require more thorough analysis as set forth in Commitment 10 of the Regional Implementation Strategy;

- prepare, in collaboration with the UNECE, a short annual report on implementation measures within the region, based on the data collected by the two institutions, and furnish it to the UNECE Secretariat for possible discussion at the Commission's annual sessions;
- offer support to the follow-up work by developing and monitoring a set of agreed-upon "indicators of achievement";
- facilitate the collection of data and exchange of information in the field of ageing-related policies, specific laws adopted, best practices introduced by UNECE Member States and relevant activities undertaken by NGOs.

As indicated earlier, the follow-up work to be undertaken by the European Centre will benefit from the advise of a task force, all members of which will serve in their personal capacity, and will offer their services on a *pro bono* basis. They will be called upon *inter alia* to offer guidance and advice on the content and priorities of the follow-up and in drawing the plans for future work. Meetings of the task force will be called as needed. The members of the task force will normally be supported by their institutions in terms of working time, travel and accommodations.


Signed on 01/23/ 2004 in Vienna



For the Government of the Republic of  
Austria:



For the United Nations Economic  
Commission for Europe:



# Conferences, Workshops, Expert and Task Force Meetings

Preparatory and Conference Phase: 2001 – 2002

## Timeline

<p><b>September 2001</b> Burgos, Spain Expert Seminar on “Economic Security and Sustainable Growth in an Ageing World”, Report (Rapporteur: Prof Marin)</p>	<p><b>October 2001</b> Vienna, Austria Expert Seminar on “Age Integration, the Changing Life Course and Intergenerational Solidarity”</p>	<p><b>October 2001</b> Vienna, Austria Start of the Secretariat Drafting Group</p>
<p><b>November 2001</b> Geneva, Switzerland OEWG Meeting and Secretariat Drafting Group</p>	<p><b>December 2001</b> Geneva, Switzerland OEWG Meeting and Secretariat Drafting Group</p>	<p><b>April 2002</b> Madrid, Spain <b>Second World Assembly on Ageing (WAA-II), adopted the Madrid International Plan of Action on Ageing (MIPAA)</b></p>
<p><b>April – July 2002</b> Open-ended Working Group</p>	<p><b>September 2002</b> Berlin, Germany, <b>UNECE Ministerial Conference on Ageing (MICA), adopted the Regional Implementation Strategy (RIS) for the MIPAA</b></p>	

First Follow-up, Monitoring, Review and Appraisal Cycle: 2003–2007/2008

Timeline<sup>1</sup>

<p><b>January 2003</b> Geneva, Switzerland UN ECE Informal Consultations on the Follow-up to the Berlin Conference</p>	<p><b>April 2004</b> Madrid, Spain First Technical Workshop on “Sustainable Ageing Societies: Indicators for Effective Policy-Making”, hosted by IMSERSO</p>	<p><b>November 2004</b> Madrid, Spain WAA II Follow-up Meeting “Moving Forwards Implementation of the Madrid International Plan of Action on Ageing – Training of Professionals on Ageing Matters”, organized by IMSERSO</p>
<p><b>November 2004</b> Madrid, Spain WAA II Follow-up Meeting “The Contribution of Older Persons to the Social and Economic Development”, organized by IMSERSO</p>	<p><b>May 2005</b> Malta Second Technical Workshop on “Care Provision in Ageing Societies: What Are the Policy Challenges and How to Address Them”, co-organized by the UNECE and INIA, in cooperation with IMSERSO</p>	<p><b>February 2006</b> Vienna, Austria Expert Meeting on “Madrid Indicators”, hosted by the European Centre</p>
<p><b>May 2006</b> Jaén, Spain International Meeting on “The Situation of Ageing 2005 until 2006. Challenges and Good Practices in Numbers”, hosted by IMSERSO</p>	<p><b>June 2006</b> Vienna, Austria closed Expert Meeting on Care Indicators, hosted by the European Centre</p>	<p><b>November 2006</b> Segovia, Spain UNECE – Focal Point Meeting, hosted by IMSERSO</p>
<p><b>February 2007</b> Vienna, Austria Meeting of the Expert Group for the UNECE Conference on Ageing (joint meeting with the Task Force)</p>	<p><b>July 2007</b> Geneva Meeting of the Preparatory Committee for the UNECE Conference on Ageing</p>	<p><b>September 2007</b> Geneva Meeting of the Preparatory Committee for the UNECE Conference on Ageing</p>
<p><b>September 2007</b> León, Spain <b>UNECE Conference on Ageing</b></p>		

<sup>1</sup> The table does not include meetings of the Task Force, the list of which is provided in the next table of this document.

## Task Force

### Timeline of the Follow-up and Monitoring Phase: 2003 – 2007/2008

<b>April 2004</b> Madrid, Spain Task Force Meeting	<b>November 2004</b> Vienna, Austria Task Force Meeting	<b>May 2005</b> Malta Task Force Meeting
<b>May 2006</b> Copenhagen, Denmark Task Force Meeting	<b>February 2007</b> Vienna, Austria Task Force Meeting, jointly with the Expert Group for the UNECE Conference on Ageing	

## List of Indicators

### List of Indicators to Monitor the Implementation of the Madrid International Plan of Action on Ageing (MIPAA) through its U.N.-European Regional Implementation Strategy (RIS)

**Bernd Marin, Michael Fuchs, Barbara Lipszyc,  
Mattia Makovec, and Asghar Zaidi**

**with the assistance of Jason Allman and Silvia Fässler**

in consultation with Manfred Huber, Aino Salomäki, Sergei Scherbov,  
Vappu Taipale, Hannu Uusitalo, Andres Vikat, Edward Whitehouse

## Preamble

Under the provisions of the Memorandum of Understanding between the UNECE and the Government of Austria, the European Centre for Social Welfare Policy and Research is setting up indicators of achievement, developing and collecting data on these indicators related to the commitments in the Regional Implementation Strategy (RIS) of the Madrid International Plan of Action on Ageing (MIPAA). This work is the key activity in the MA: IMI project, which aims at assisting national governments and focal points in monitoring RIS.

The outline of the list presented here was agreed upon at the workshop *Sustainable Ageing Societies: Indicators for Effective Policy-Making*, organised jointly by the European Centre, UNECE and the Spanish Institute for Older Persons and Social Services (IMSERSO) in April 2004 in Madrid. The indicators were finalised in an expert meeting held at the European Centre in Vienna in February 2006. In between those meetings, a wide range of experts provided comments and suggestions. We gratefully acknowledge their contribution.<sup>1</sup>



The indicators presented cover four main topics: demography, income and wealth, labour market participation, and social protection and financial sustainability. As far as possible, the indicators are gendered, compare old age with other age categories, and distinguish very old people. The list includes core indicators, collection of which we envisage as most important. Resources and data availability permitting, they can be supplemented by additional indicators, classified into those of primary and secondary importance. We visualize the core and primary indicators in charts and provide additional information in a technical appendix.

In data collection, we plan to utilize as much as possible the existing international sources, such as the databases of the UN, UNECE, Eurostat and European Commission reports, OECD, and ILO. Data collected from these sources were presented for review to the national focal points on ageing who could update and provide additional comments as necessary. We also look forward to working together with the national focal points in obtaining data from national sources on indicators not covered in international sources. The data are visualised in tailor-made charts, examples of which are appended in the following section, and they will also be published in booklets addressing the different topics. Core data would also be made available on the Monitoring RIS web page.

- 1 We would like to thank in particular: J. Alber, C. Behrendt, N. Botev, A. Chlon-Dominczak, B. de Vroom, I. Engsted-Maquet, R. Fernandez-Ballesteros, A. Fernandez-Lopez, M. Fortuny, M. Förster, H. Hamlin, R. Jacob, M. Jäntti, L. Kotlikoff, G. Nägele, S. Perelman, L. Perez-Ortiz, P. Pestieau, C. Prinz, J.-M. Robine, R. Rose, O. Settergren, A. Sidorenko, R. Sigg, A. Simonovits, D. Stanton, and D. Wise. Authors take full responsibility for all errors, omissions and interpretations.

## I. Demographic indicators

Suggested Indicators						
Group	Definition	Sources / Availability	Type <sup>2</sup>	Notes		
DEM01	Basic Dimensions and Population Ageing	<b>DEM01a</b>	Population Size	<i>UN World Population Prospects, 2004 Revision</i>	Core	1950-2050 (at least in five-years intervals)
		<b>DEM01b</b>	Population by Five-Year Age and Sex (%)	<i>UNECE, Trends in Europe and North America</i>	Core	Population pyramid; plotted together with median age for same year
		<b>DEM01c</b>	Median Age of the Population	<i>UN World Population Prospects: 2004 Revision</i>	I	Time trend: 1950 – 2050
		<b>DEM01d</b>	Median Age standardized for Life Expectancy (“Prospective Age”)	<i>WHO, UN World Population Prospects, OECD. Methodology: see Sanderson &amp; Scherbov2005</i>	I	2000 as the index year; plotted on the same chart as <b>DEM01c</b>
		<b>DEM01e</b>	Population Changes: Natural Growth, Overall Growth	<i>UN World Population Prospects</i>	Core	
		<b>DEM01f</b>	Population by Aggregate Age Groups: 0-14, 15-64, 65+	<i>UN World Prospects: 2004 Revision, UNECE Demographic database</i>	Core	1950-2050, in five-years intervals
		<b>DEM01g</b>	Demographic Dependency Ratios: 0-14/15-64; 65+/15-64; ((0-14)+(65+))/15-64	<i>Derived from DEM01f</i>	Core	1950-2050, in five-years intervals
		<b>DEM01h</b>	Ageing of the Aged: Share of the Very Old (80+) in the Total Elder Population (65+)	<i>UN World Population Prospects</i>	Core	1950, 2000, 2050
		<b>DEM01i</b>	Percentage of the Population Living in Single-Person Households, % Living in Institutional Households, by Sex and Age-Group: 0-14, 15-64, 65-79, 80+	<i>Community Programme of Population and Housing Censuses in 2001</i> by Eurostat. Data for EU countries to be requested from Eurostat. In non-EU countries, available from a standard census publication	I	Footnote: is institutional population distinguished or not?



Around the 3 determining factors:						
DEM02	Longevity	DEM02a	Life Expectancy at Ages 0, 1, 20, 65, 80 (and at the legal retirement age, if that is different from 65), by sex	<i>Eurostat 2006, UN Life Tables (UN World Prospects)</i>	Core	Presentation needs to be footnoted: "Life Expectancy is a measure of mortality in the given calendar year"
		DEM02b	Survival Rates at ages 20, 60, 65, 80	<i>UN Life Tables (UN World Prospects)</i>	I	1950-2005
		DEM02c	Pension duration of people retiring today & duration extension over time ( <i>cohort indicator</i> )	<i>Residual LE : UN Life Tables ; Effective Retirement Age : Scherer.</i>	Core	Operationalisation needs: residual LE at 65 and effective retirement age
DEM03	Fertility	DEM03a	Total Fertility Rate	<i>UN World Population Prospects 1950-2002, (also using NewCronos)</i>	Core	1950-2000 (or 2005), in five-year intervals
		DEM03b	Net Reproduction Rate	<i>UN World Population Prospects</i>	I	1950-2000 (or 2005), in five-year intervals
DEM04	Migration	DEM04a	Net Migration	<i>Information implicit in DEM01e</i>		Obtained by subtracting natural growth from overall population growth
Useful supplementary indicators:						
DEM05	Health Indicator	DEM05a	Health-adjusted life expectancy (HALE), disability-free life expectancy (DFLE), by sex  <i>Alternatives measures of disability trends will be considered under the Care Topic later on</i>	<i>Eurostat // Euro-REVES, WHO</i>	I	Presentation needs to be footnoted with a warning on data quality, availability and comparability [which years?]. Another footnote: are institutionalised persons in or out of the sample?
DEM06	On Disruption in Cohort Flows	DEM06a	Flags for "demographic shocks"	<i>National Sources</i>	II	Only graphical representation?

## **Methodological Notes and Definitions**

### *Demographic Indicators*

#### **Main sources:**

- World Population Prospects: The 2004 Revision, UN-DESA, Population Division. CD-ROM Edition – Comprehensive Dataset
- EUROSTAT Database on Population and Health  
website at: [http://epp.eurostat.ec.europa.eu/portal/page?\\_pageid=0,1136184,0\\_45572595&\\_dad=portal&\\_schema=PORTAL](http://epp.eurostat.ec.europa.eu/portal/page?_pageid=0,1136184,0_45572595&_dad=portal&_schema=PORTAL)

#### **Projections:**

All references to the World Population Prospects pertain to the projection variant medium. For the period 1950-2005, population estimates are used from the same source.

#### **DEM01c**

##### **Median Age:**

The median age of a population is that age that divides a population into two groups of the same size, such that half of the population is younger than this age, and the other half older (UN World Population Prospects)

#### **DEM01d**

##### **Prospective Age (still to be processed):**

The median age of a population standardized for expected remaining years of life. See Sanderson W.C. & Scherbov S., "Average remaining lifetimes can increase as human populations age", *Nature* 435, 811-813, June 2005. Art. pp5-7, at: <http://www.iiasa.ac.at/Research/POP/POPNET/popnet37.pdf>

#### **DEM01e**

- Population Growth Rate = Average annual rate of population change (per cent) = Average exponential rate of growth of the population over a given period. It is calculated as  $\ln(P_t/P_0)/t$  where it is the length of the period. It is expressed as a percentage
- Rate of Natural Increase = Crude birth rate minus the crude death rate. Represents the portion of population growth (or decline) determined exclusively by births and deaths
- Difference = (Population Growth Rate - Rate of Natural Increase) = Net Migration Rate

### **DEM01g**

- Young age dependency ratio (YADR) = ratio of population aged 0-14 per hundred population 15-64
- Old age dependency ratio (OADR) = ratio of population aged 65+ per hundred population 15-64
- Total dependency ratio (TDR) = ratio of population aged 0-14 and 65+ per hundred population 15-64

### **DEM01h**

#### **Ageing of the Aged:**

measured by the share of the very old (80+) in the total elder population (65+)

### **DEM01i**

#### **Living Arrangements:**

- (i) % of the population living in single households
- (ii) % of the population living in institutional households

Important to mention: whether institutional population is distinguished or not.

### **DEM02a**

#### **Life Expectancy at Certain Ages:**

The mean number of years still to be lived by a person who has reached a certain exact age, if subjected throughout the rest of his or her life to the current mortality conditions (age-specific probabilities of dying)  
(definition Eurostat)

### **DEM02b**

#### **Survival Rates:**

The survival rate to a specific age X is the proportion of newborns in a given year who would be expected to survive at age X if current mortality trends were to continue for at least the next X years.

Survival rates are derived from the life table, which is an analytic procedure designed to produce estimates of life expectancies and other measures of mortality, based on prevailing age-specific death rates. (UN-DESA definition)

## **DEM02c**

### **Pension Duration:**

Estimated by the difference between effective retirement age, or effective labour market exit retirement age (see Part on Labour Market Indicators), and life expectancy at this age.

## **DEM03a**

### **Total Fertility Rate of a population (TFR):**

The average number of children that would be born to a woman over her lifetime if she were to experience the current age-specific fertility rates through her lifetime. It is obtained by summing the age-specific rates for a given time-point.

## **DEM03b**

### **Net Reproduction Rate (NRR):**

The average number of daughters a hypothetical cohort of women would have at the end of their reproductive period if they were subject during their whole lives to the fertility rates and the mortality rates of a given period.

It is expressed as number of daughters per woman (Hypothetical number of surviving daughters per woman)

## **DEM05a**

### **Health Indicators**

- Life Expectancy (LE):

The average number of years of life expected by a hypothetical cohort of individuals who would be subject during all their lives to the mortality rates of a given period. It is expressed as years. (UN definition)

### **Eurostat:**

Health expectancies extend the concept of life expectancy to morbidity and disability in order to assess the quality of years lived. It is a composite indicator that combines mortality data with data referring to a health indicator, such as disability.

- Disability-Free Life Expectancy (DFLE):

The proposed indicator Healthy Life Years (HLY) measures the number of remaining years that a person of a specific age is still expected to live in a healthy condition.

A healthy condition is defined by the absence of limitations in functioning/disability. Therefore, the indicator is also called disability-free life expectancy - DFLE). The healthy life years indicator is calculated at two ages: at birth and at 65. (Eurostat definition.

For more details, see: [http://europa.eu.int/estatref/info/sdds/en/hlth/hlth\\_hlye\\_base.htm](http://europa.eu.int/estatref/info/sdds/en/hlth/hlth_hlye_base.htm)

## II. Income and wealth

Suggested Indicators <sup>3</sup>						
Group		Definition		Source / Availability	Type	Notes
IW01	Income status	IW01a	Average disposable income <sup>4</sup> (in PPPs, for different age groups, e.g. 25-54, 55-64; 65-74; +75)	ECHP, EUROSTAT Newcronos database (EU15), LIS (for more New Member countries); EU-SILC <sup>5</sup>	Core	
		IW01b	Relative disposable income (total population = 100)		Core	
IW02	Income Distribution and Composition	IW02a	S80/S20 ratio of disposable income, by age group	ECHP, EUROSTAT Newcronos database (EU15); EU-SILC	I	
		IW02b	Income composition, by income groups (quintiles): income from work, private income, old-age benefits, other benefits.		Core	
IW03	Poverty	IW03a	Relative income poverty rate, at 60% median threshold, by age group	ECHP, EUROSTAT Newcronos database (EU25), LIS (for non-EU25); EU-SILC	Core	
		IW03b	Median income poverty gap at 60% median threshold		I	
		IW03c	Persistent income poverty rate (3 years poor out of 4), at 60% median threshold		I	
		IW03d	Non-monetary deprivation rates, national definitions		II	
IW04	Minimum Income Protection for Older Persons	IW04a	Institutional features of minimum income guarantee for older people (e.g. social pensions)	MISSOC (EU25, Bulgaria, Romania) + National sources	Core - Instrumental	Short info + technical appendix
		IW04b	Amount of the minimum income protection level as % of 1) the average pension, 2) the minimum wage (or equivalent), 3) the poverty line (60% of national median)		I	
		IW04c	Share of older persons relying, fully or partly, on minimum income protection schemes and other old-age related benefits as % of the population above 65 (or different thresholds);	National sources (National Action Plans), Social Protection Committee (data available end of 2006)	I	

- 3 The following list of indicators implicitly assumes breakdowns by gender and comparisons between different age groups: 65-74 (+75, and when possible +85) vs. 55-64 and vs. the prime age population (25-54), subject to data availability.
- 4 We refer from now onwards to disposable household income equalised using the OECD modified equivalence scale.
- 5 ECHP data are available until 2001; the survey has been replaced by EU-SILC which will cover all 25 New Member States. The EUROSTAT database reports EU-SILC data for the old EU 15 Member States from 2003-2004 (survey years), but data are not available yet for the New Member States. For the period between 2001 and 2003, EUROSTAT data refer to national surveys.

		<b>IW04d</b>	Per capita expenditure on minimum income protection schemes  *) Presentation needs to be footnoted with a caveat: "institutional differences in the design of the benefits might make cross-country comparisons problematic"	OECD countries + National sources; EUROMOD and I-CUE feasibility studies; ESSPROSS	I	*)
<b>IW05</b>	Wealth	<b>IW05a</b>	Composition of wealth holdings by components (e.g. housing; financial assets);	LWS, National Sources SHARE	I	
		<b>IW05b</b>	Distribution of total wealth by age groups;	ECHP (EU15) LIS for New Member Countries LWS (not available yet) National Sources; SHARE	II	
		<b>IW05c</b>	Average Individual (Pension) Wealth at Retirement Age	Central Banks, National Sources	I	
<b>IW06</b>	Income and Wealth Mobility	<b>IW06a</b>	Development of income of pensioners (broken down by private sources vs. public transfers) over their retirement period;	ECHP, GSOEP for a limited number of countries (1984-2001) – EU15 only	II	
<b>IW07</b>	Pension Indicator	<b>IW07a</b>	Net replacement rates (e.g. age group 65-74 vs. 55-64)	OECD, European Commission	Core	Footnote: empirical, not stylised replacement rates

### **III. Labour Market and Labour Market Participation**

#### **Commitment 5: “To Enable Labour Markets to Respond to the Economic and Social Consequences of Population Ageing”**

According to Commitment 5, four main policy objectives should be met, through related specific measures. Between brackets are listed the indicators proposed to monitor these measures and objectives:

- 1. Seek a significant reduction in rates of unemployment, especially for older persons (LM03)**  
Measures to promote access to employment opportunities and reduce unemployment rates, especially for older persons, are necessary
  - To implement active labour market policies (LM03a) such as job matching, job-search assistance, training, vocational guidance, counselling, and so on
  - Efforts aimed at shaping educational curricula to respond to labour market needs and at easing the transition between formal education and work can help promote employment (LM03b)
  - Measures to reduce non-wage labour costs while protecting workers' rights (LM03c)
  - Other factors weakening the demand for labour, such as barriers to new business start-ups and regulations imposing heavy administrative costs on employers should be carefully scrutinised and, where possible, eased (LM03d)
  
- 2. Improve the employability of older workers (LM04)**
  - Through vocational guidance and vocational training, based on life-long learning (LM04a)  
Employers should be encouraged to enable their employees to retrain and reskill through life-long learning
  - Other measures should focus on improving working conditions (LM04b)
  
- 3. Raise participation rates for all women and men (LM01)**
  - Improve care facilities and introduce arrangements, which make it easier for all workers, women and men, to combine work and family responsibilities (LM01d)



- Remove barriers and disincentives to work longer, including the incentives that encourage early retirement (LM01a, LM01b, LM01c)
- Promote the rehabilitation of workers with disabilities and their re-integration in the labour force (LM01e)
- Promote better training of older workers, and take measures against age discrimination (LM01f, LM01g)
- Review financial and other disincentives to the participation of retired persons in part-time or temporary employment (LM01h)
- Increase through economic policy and incentives employment opportunities for persons living in rural and remote areas, in particular encouraging their distance learning and training (LM01i)

**4. *Take steps to raise the average effective age at which people stop working and make retirement more flexible and gradual* (LM02)**

Labour market structures and economic policies should be promoted together with social protection systems that offer incentives for the participation of older workers, so that workers are not encouraged to take up early retirement and are not penalised for staying in the labour market as long as they wish and that pension systems and working arrangements facilitate the option of gradual retirement. In the case of those who opt to retire, every effort should be made to promote a smooth and gradual transition from one type of life to another.

***Additional discussions / suggestions mentioned in Commitment 5:***

- Particular emphasis should be made on incentives for engaging older persons in SMEs (LM01j)
- To increase the awareness of the benefits of including older persons in the workforce and eliminating age barriers and discrimination in recruitment and employment of older workers (LM01f, LM01g, LM06)
- Concerted measures are needed to increase labour force participation of women (**rationale for generalised gender breakdown**).

These measures should aim to

- further broaden their job opportunities,
- better reconcile the professional and family responsibilities (see also future Care indicators)
- and avoid discriminatory situations with regard to pension benefits or personal income experienced by many women.

(see also SUS11)

Important ways to achieve this are suitable education and training, including on-the-job training, job counselling and allowing for flexible work arrangements.

- Special needs of ageing migrants should be taken into consideration **(LM05)**, as appropriate, and consistent with national laws in the design and implementation of integration programmes to facilitate their participation in the social, cultural and economic life of countries of destination.

Group	Subgroup	Definition	Source/ Availability	Type	Notes
LM01	LM01a	i) Labour force participation rates of workers aged 55-64 compared with total population and other reference age groups (prime age: 25-54)	EUROSTAT, OECD, ILO	Core	1980-2004
		ii) Employment rates for workers aged 55-64 compared with total population and other reference age groups (prime age: 25-54)		Core	1980-2004
		iii) Share of workers aged 55-64 in the total labour force (and in the employed population) and its growth rate (e.g. comparing decades)		I	1980-2004
		iv) Median Age of the Labour Force, compared to the median age of the population	ECHP	I	
	LM01b	Unemployment and inactivity rates by age groups: 55-64 in comparison to the total population and other reference age groups (prime age: 25-45 or 25-54)	EUROSTAT, OECD, ILO	Core	
	LM01c	Long-term unemployment rates for people aged 55-64 in comparison to the total unemployed population		I	1985-2005
	LM01d	Time spent in paid vs. unpaid work activities (e.g. volunteering vs. household production) by age groups  *) This policy measure will also be addressed at a later stage (see Care indicators)	ECHP (EU15) LIS OECD (Willem Adema), Babies and Bosses, Time use survey (Society at a Glance)	I	2001 (or latest year available)
	LM01e	i) Disability rates by age groups	EUROSTAT, ECHP, OECD	II	
		ii) Outflow rates from disability benefit recipient status to work, by age groups		II	
		iii) Share of non-employed disability benefit recipients at ages younger than the statutory retirement age and above age 50, as % of the population aged between 40 and 65 years, and as % of the retired population aged between 40 and 65 years	ECHP (EU15), OECD (see Scherer)	I	
	LM01f	Earnings comparison between age groups (by education)	EUROSTAT, ECHP, OECD (Live Longer, Work Longer)	II	
	LM01g	i) Existence of mandatory retirement age	National sources, OECD (Working conditions)	Core	Instrumental, same chart as LM02h
		ii) Existence of age limits to the application of dismissal laws			
		iii) Existence of age-related reasons to force people out of work			
iv) Existence of protection laws against forced retirement					
LM01h	Part time employment rates for mature-aged workers (55-64) compared to part time rates in the total population or in other population subgroups (prime age, e.g. 25-45 or 25-54)	OECD	II		
LM01i	Employment and labour force participation rates of mature-aged workers (55-64) by regional breakdown and urban vs. rural areas distinctions	ECHP / Newcronos (EU15)	II		
LM01j	Share of mature-aged workers (aged 55-64) on the total workforce at the firm level by firm size	ECHP, ILO	II		

*List of Indicators to Monitor Implementation of the Madrid International Plan of Action on Ageing*

Group	Subgroup	Definition	Source/ Availability	Type	Notes
LM02	LM02a	i) Average effective labour market exit age  *) Presentation needs to be footnoted with a caveat: "difficulties might arise when computing the retirement status variables from microdata using self-defined status"	<i>EUROSTAT, complemented if necessary with ECHP (EU15), OECD (see Scherer)</i>	Core	same chart as LM02b and LM02c + *)
		ii) Alternative: expected time spent in employment	<i>See Hytti &amp; Nio (2004)</i>		Not enough data available yet
	LM02b	Effective retirement age for 25% and 75% of the labour force	<i>See LM02a</i>	Core	same chart as LM02a and LM02c
	LM02c	"Early Exit": difference between the average effective retirement age and the statutory retirement age	<i>See LM02a</i>	Core	same chart as LM02a and LM02b
	LM02d	"Early / Late Retirement": people retiring in a certain year: % before and after 65 (or % before and after legal retirement age)	<i>National administrative sources</i>	I	
	LM02e	Effective age of entry into employment (age of getting the 1 <sup>st</sup> job)	<i>EUROSTAT, complemented if necessary with ECHP (EU15), OECD (2004)</i>	I	
	LM02f	Lifetime allocation of work and non-work (one point in time)	<i>OECD</i>	I	
	LM02g	Implicit tax on work (accrual of benefits if retirement is delayed after the first eligibility age)	<i>OECD (Ed. Whitehouse), National sources</i>	I	
	LM02h	<u>Instrumental</u> i) Existence of flexible retirement corridors at the national level; ii) Spread (or "generosity") of the retirement corridor.  Operationalisation: youngest, statutory and oldest eligibility age for old-age benefits take up, by gender, under the current system (or "currently") and the fully operational system after eventual reforms	<i>National sources, OECD Pensions at a glance</i>	Core	Instrumental, same chart as LM01g

Group		Subgroup	Definition	Source/ Availability	Type	Notes
LM03	Unemployment Reduction	LM03a	Participants in ALMP ( <i>Active Labour Market</i> ) programs targeted to workers aged 55+	EUROSTAT → National sources	II	
		LM03b	Employment rates and labour force participation rates of workers aged 55-64 by educational attainment	EUROSTAT, ILO, OECD ( <i>Education at a glance</i> )	II	
		LM03c	Non-wage Labour Costs as a % of Wages over time	Carone et al.	II	
		LM03d	Indicators of employment protection legislation (inverse), possible tax schemes	OECD database on employment protection legislation + ILO's Social Security Inquiry	II	
LM04	Employability of Older Workers	LM04a	Share of workers aged 55-64 involved in (re)training activities as % of both the population aged 55-64 and of the labour force aged 55-64	ECHP, SHARE	II	
		LM04b	Days of sickness or absence for workers aged 55-64 vs. other reference groups (e.g. 25-54)		II	
LM05	Ageing Migrants	LM05a	Employment and labour force participation rates of native born vs. foreign born: both in working age and after 65	OECD, ECHP	II	
		LM05b	Actual retirement age of foreign born vs. native born		II	
		LM05c	Existence of residence rights for foreign born after retirement		II	
		LM05d	Average wage for foreign born vs. native born, overall and at retirement age		II	
LM06	Eliminating Age Barriers and Discrimination in Recruitment and Employment of Older Workers	LM06a	Existence of national public campaign or awareness campaign for anti-discrimination of older workers	National sources	II	
		LM06b	Related expenditures		II	
		LM06c	Existence of any assessment measure of the effectiveness of the campaign		II	

## **IV. Social Protection and Financial Sustainability**

### **Commitment 4: “To Adjust Social Protection Systems in Response to Demographic Changes and their Social and Economic Consequences”**

According to Commitment 4, four main policy objectives should be met, through related specific measures. Between brackets are listed the indicators proposed to monitor these measures and objectives:

1. ***Preserve and strengthen the basic objectives of social protection, namely to prevent poverty and provide adequate benefit levels for all*** (SUS01, SUS02, SUS08)
  - Extension of social protection systems to all sections of the population, from the very young to the very old
  - To support social inclusion through participation in the labour force for the young and those of working age:  
(SUS08, SUS09, see also LM indicators)
  - To provide a standard of living for persons who are not able to work due to disability and for persons beyond working age, that allows them to maintain their self-respect and dignity  
(SUS01a, SUS01b, SUS02)
  - In particular, to achieve a sufficient income for all older persons  
(SUS01, SUS02)
2. ***Establish or develop a regulatory framework for occupational and private pension provision*** (SUS10)
3. ***Adapt existing social protection systems to demographic changes and changes in family structures***  
(SUS03, SUS04, SUS05, SUS06, SUS07, SUS08, SUS09)

Policies should address the needs of older persons for a variety of social and health services, including sheltered housing and long-term care (SUS05b, see also future Care indicators)

**4. *Pay special attention to the social protection of women and men throughout their life course* (SUS11)**

- Equal treatment of men and women in social protection systems (SUS11a, SUS11b)
- Support a better reconciliation of work and family responsibilities throughout the life cycle (SUS11d, see also future Care indicators) Special attention needs to be paid to the position of those family members who interrupt their employment to rear children or to care for family members and as a result suffer reduction in their pension entitlement (SUS11c) and those who devote themselves to household work and the care of children and other relatives. Both groups often face a precarious financial situation in old age.

Policies to alleviate these problems could include  
(see also future Care indicators)

- Special leave arrangements for working parents and other caregivers, (SUS11d)
- Other supportive measures such as respite care services.

**Additional discussions / suggestions mentioned in Commitment 4:**

- Social protection systems:
  - Can also contribute to adequate income maintenance (SUS01)
  - Reflect broader political and social values of social justice and cohesion, which place limits on the degrees of inequality or social deprivation a society is willing to tolerate (SUS02)
- Social security faces many challenges in adapting (SUS04c, SUS04d, SUS08)
  - to changes in family structure,
  - to the emergence of more unstable work patterns
  - to changes in the age profile of populations and globalisation
- Systems – or combinations of them – are needed that strengthen incentives to participate in the labour force (SUS07, SUS08, SUS09, see also LM indicators) while ensuring protection for the weakest groups in society (SUS02)

- Steps should be taken to ensure financial sustainability of social protection systems in the face of demographic ageing  
(**SUS04, SUS05, SUS06, SUS07, SUS08**)
  
- The various types of benefit system -- social insurance (financed from but not directly related to contributions) (**SUS03**), universal benefits, means-tested benefits -- have different implications for the behaviour of both recipients and their employers.



Group		Subgroup	Suggested Indicators	Sources / Availability	Type	Notes
SUS01	Adequate Income Maintenance	SUS01a	Stylised (individual) replacement rates, current and prospective (system indicator, not empirical RRs)	<i>European Commission 2006, SPC 2006, NSR 2005</i>	Core	
		SUS01b	Stylised (individual) overall replacement ratio, for early retirees	<i>Casey et al. 2003</i>	I	
		SUS01c	Aggregate replacement ratios (Median individual pension income of retirees aged 65-74 in relation to median earnings of employed persons aged 50-59; if available also for retirees and employed as a whole)	<i>European Commission 2006</i>	I	See <b>IW07b</b>
		SUS01d	Pension Wealth: present value of the future stream of (net of tax) pension payments to which a person is entitled over his/her life in retirement (multiple of economy-wide average earnings)	<i>OECD 2005</i>	Core	
		SUS01e	Required contribution period in order to get the minimum (guaranteed) pension (in earnings-related old-age pension system) for a median or low income person	<i>Rürup 2004; OECD/Ed Whitehouse</i>	I	
SUS02	Social Justice and Inequality	SUS02a	Generosity towards the poor: replacement ratio of the bottom quintile divided by the replacement ratio of the top quintile	<i>Soziale Sicherheit 2/2003: AUT 2001</i>	II	
		SUS02b	Stylised (individual) replacement rates by different earnings levels (100% and 2/3 of average income)	<i>SPC 2006, NSR 2005</i>	Core	Should be next to <b>SUS01a</b>
		SUS02c	Ratio minimum pension/average pension	<i>NSR 2005</i>	I	See <b>IW04b</b>
		SUS02d	Ratio S80/S20 by gender and age	<i>Eurostat, NSR 2005</i>	I	See <b>IW02a</b>
		SUS02e	Social exclusion: coverage of older persons (% benefiting from minimum pension schemes)		I	See <b>IW04c</b>
		SUS02f	Intergenerational fairness: overall liability of the State with respect to future generations	<i>No data (operationalisation: still open)</i>	II	
SUS03	Relationship between Contributions and Benefits	SUS03a	Necessary contribution level / alt. necessary pensions adjustment (“implicit contribution rate”) to balance pensions expenditure  Operationalisation: actual contribution rate / pension contributions relative to public pensions * 100	<i>European Commission 2006; EPC 2006</i>	I	
		SUS03b	Implicit / notional rate of return on social security-pension contributions (“Benefit-cost ratios”)	<i>OECD/ Ed Whitehouse</i>	II	

*List of Indicators to Monitor Implementation of the Madrid International Plan of Action on Ageing*

SUS04	Public and Total Pension Spending <sup>6</sup>	SUS04a	i) Public pension spending projected for a defined period of time (2004-2050) as % of GDP <sup>6</sup> ii) Total pension spending...	<i>EPC 2006, European Commission 2006, NSR 2005, GVG 2002, Holzmann 2003</i>	Core	Same chart as SUS04b
		SUS04b	i) Public pension spending in % of all social expenditures <sup>7</sup> ii) Total pension spending...	<i>EPC 2006, NSR 2005, European Commission 2006, GVG 2002, Holzmann 2003</i>	Core	Same chart as SUS04a
		SUS04c	i) Decomposition of projected public pension spending increase by changes in: dependency; employment; take-up; relative benefit level	<i>NSR 2005, Casey et al. 2003; EPC 2006</i>	I	
			ii) Decomposition of projected total pension spending increase ... (if available)			
		SUS04d	i) Sensitivity test for public pension spending projections: increased employment, increased employment of older workers, higher life expectancy	<i>EPC 2003, EPC 2001, EPC 2006</i>	II	
			ii) Sensitivity test for total pension spending projections ...			
		SUS04e	i) Public pension spending covered by contributions (operationalisation: yearly contribution revenue as a % of pension expenditure)	<i>NSR 2005; EPC 2006</i>	I	
ii) Total pension spending ... (if available)						
SUS04f	i) (Accumulated) assets in public pension schemes	<i>EC 2003; NSR 2005; EPC 2006</i>	II			
	ii) (Accumulated) assets in all pension schemes	<i>EC 2003; NSR 2005; EPC 2006</i>				
SUS05	Age-related Public Expenditure	SUS05a	i) Age-related public expenditure (pensions, health and long-term care) in % of GDP	<i>EPC 2003; EPC 2006</i>	I	
		SUS05b	Projected expenditure in % of GDP:		II	
			i) health care	<i>EPC 2003, GVG 2002, OECD 2006; EPC 2006</i>	II	
			ii) long-term care	<i>EPC 2003, GVG 2002, OECD 2006; EPC 2006</i>	II	
SUS06	Sustainability of Public Finances	SUS06a	Sustainability gap indicators: S1, S2 (former tax gap indicators: T2, T3), RPB; Budget Position Scenario	<i>European Commission 2005b</i>	I	
		SUS06b	Projections for public debt evolution	<i>No data so far; EC, EPC to come</i>	II	
SUS07	(Dis-)incentives for Early Retirement	SUS07a	Replacement ratio for early retirees	<i>See above - SUS01b</i>		
		SUS07b	Exploring the incentive to retire			
			i) Accrual: change in social security wealth by postponing retirement for 1 year	<i>Casey et al. 2003</i>	I	
			ii) Tax rate: the accrual divided by the (potential) gross earnings, during the year of postponement	<i>i) + ii): OECD (Ed. Whitehouse)</i>	I	

6 The definitions for public spending will follow the distinctions made by the EPC, this concerns especially the question whether expenditures for mandatory private funded 2nd tiers of the pension systems are included or not.

7 Also takes into account possible decreasing expenditures in other areas, e.g. education, unemployment.

			iii) System accrual rates, decreases for early retirement, increases for deferral of retirement per year	<i>iii) OECD 2005, NSR 2005, MISSOC 2005, 2006</i>	I	
		SUS07c	System dependency ratio (SDR) in public pension schemes	<i>See below - SUS08a</i>	Core	Outcome indicator
		SUS07d	Lifetime allocation of work and non-work (one point in time) (pension reciprocity duration / employment duration)	<i>Burniaux et al. (OECD) 2004</i>		Outcome indicator, See <b>LM02f</b>
		SUS07e	Take-up Ratio: Number of pensioners receiving public pensions relative to the population aged 65+	<i>EPC 2006; World Bank Pensions Database</i>	I	Outcome indicator
SUS08	(System-Related) Dependency Ratios	SUS08a	System dependency ratio (SDR) in public pension schemes SDR = number of pensioners / number of insured workers	<i>EPC 2006; EPC 2005; GVG 2002, IMF 2004; NSR 2005</i>	Core	
		SUS08b	Difference between SDR and old-age dependency ratio (as a measure of the system's efficiency)	<i>See SUS08a</i>	Core	Same chart as <b>SUS08a</b>
		SUS08c	Ageing burden indicator (replacement rate * SDR)	<i>Data: see SUS01a and SUS 08a; Concept: Lef�bvre/Perelman 2005</i>	I	
SUS09	Life-Time Allocation	SUS09a	Life cycle support ratio (ratio: the number of working years to the number of retirement years over time * inheritance gains [deaths prior to retirement] * expected growth)	<i>Data and concept: see Settergren / Mikula 2001</i>	I	
		SUS09b	Lifetime allocation of work and non-work (one point in time)	<i>Burniaux et al. (OECD) 2004</i>		See <b>LM02f</b>
		SUS09c	Drop-out-ratio in working age (total number of benefit years of persons younger than 65 vs. total number of labour years of persons older than 15)	<i>Peters et al. 2004 (early retirement pensions, persons aged 15-64, 1990-1998)</i>	II	
SUS10	Private Pension Provision	SUS10a	% of working age population / active population participating in private pension schemes	<i>European Commission 2006, OECD 2005b</i>	I	
		SUS10b	Average contribution to income of retirees	<i>SPC 2005, OECD 2005b</i>	I	
SUS11	Gender, Reconciliation of Work and Family	SUS11a	<u>Instrumental</u> indicator: Age differential in statutory retirement age (between men and women)	<i>MISSOC 2005, 2006</i>	Core	
		SUS11b	<u>Instrumental</u> : Possibility and fairness of widow pensions	<i>MISSOC 2005, 2006</i>	II	
		SUS11c	<u>Instrumental</u> indicator: contribution base for child caring times (how child care does / does not count for pension benefit calculations) (+ figures OECD)	<i>MISSOC 2005, 2006; NSR 2005</i>	Core	
		SUS11d	<u>Instrumental</u> indicator: parental leave schemes, etc. <i>this measure will be addressed at a later stage (see Care indicators)</i>	<i>MISSOC 2005, 2006; World Bank Database; UNECE</i>	Core	

## **Sources Used:**

### ***Demographic Indicators***

Eurostat, *Population and Ageing databases*.

Sanderson W.C. & Scherbov S., "Average remaining lifetimes can increase as human populations age", *Nature* 435, 811-813, June 2005.

Scherer P., "Age of Withdrawal from the Labour Force in OECD Countries", *OECD Labour Market and Social Policy Occasional Papers* No. 49, Paris. 2002.

*Trends in Europe and North America*, The Statistical Yearbook of the Commission for Europe, UNECE 2005. <http://www.unece.org/stats/trends2005/Welcome.html>.

World Population Prospects: The 2004 Revision and World Urbanization Prospects: The 2003 Revision, UN/DESA Population Unit. <http://esa.un.org/unpp/>.

### ***Income Indicators***

ECHP (1994-2001), *European Community Household Panel*, Eurostat.

EUROMOD (European Tax-Benefit Model), *Country Reports*, <http://www.iser.essex.ac.uk/msu/emod/countries>.

Eurostat, former New Cronos *database*, Statistics on Income and Living Conditions.

European Commission, *National Action Plans on Social Inclusion*, various editions (2001-2006), [http://europa.eu.int/comm/employment\\_social/social\\_inclusion/naps\\_en.htm](http://europa.eu.int/comm/employment_social/social_inclusion/naps_en.htm).

GSOEP, *German Socio-Economic Panel*, <http://www.diw.de/english/sop/index.html>.

LIS, *Luxembourg Income Study*, <http://www.lisproject.org>.

LWS, *Luxembourg Wealth Study*, <http://www.lisproject.org>.

MISSOC, *Mutual Information System on Social Protection Systems in the EU Member States and the EEA*, [http://europa.eu.int/comm/employment\\_social/social\\_protection/mis-soc\\_en.htm](http://europa.eu.int/comm/employment_social/social_protection/mis-soc_en.htm).

OECD, *Pensions at a Glance*, Paris, 2005, 2007.

SHARE, *Survey of Health, Ageing and Retirement in Europe*, <http://www.share-project.org/>.

### ***Labour Market Indicators***

Carone, G. Immervoll, H., Paturot, D. and Salomäki, A., Indicators of unemployment and low-wage traps, *Social, Employment and Migration Working Paper* No. 18, OECD, 2004.

ECHP (1994-2001), *European Community Household Panel*, Eurostat.

Eurostat, former New Cronos *database*, Labour Market Statistics.

Hytti and Nio (2004), Monitoring the employment programme and the length of time at work, *Työpoliittinen aikakauskirja*, 1/2004.

ILO *Labour Statistics*, <http://laborsta.ilo.org/>.

International Social Security Association, *Social Security Database*, <http://www.issa.int/engl/homef.htm>.

LIS, *Luxembourg Income Study*, <http://www.lisproject.org>.

OECD, *Ageing and employment policies*, various countries.

- OECD, *Babies and Bosses: OECD Recommendations to Help Families Balance Work and Family Life*, various editions.
- OECD *Database on Labour Market Statistics*.
- OECD, *Education at a glance*, various editions.
- OECD, *Live Longer, Work Longer*, 2006.
- OECD, *Pensions at a Glance*, 2005, 2007.
- SHARE, *Survey of Health, Ageing and Retirement in Europe*, <http://www.share-project.org/>.
- Scherer P., "Age of Withdrawal from the Labour Force in OECD Countries", *OECD Labour Market and Social Policy Occasional Papers* No. 49, Paris. 2002.
- Keenay, G. and Whitehouse, E., Financial Resources and retirement in nine OECD countries, *Social, Employment and Migration Working Paper* No. 8, OECD, 2003.
- Whitehouse, E., The value of pension entitlements: a model of nine OECD countries, *Social, Employment and Migration Working Paper* No. 9, OECD, 2003.

### ***Social Protection and Financial Sustainability Indicators***

- Burniaux J.-M., Duval R., Jaumotte F., Coping with Ageing : A dynamic Approach to quantify the impact of Alternative Policy Options on Future Labour Supply in OECD countries, *Economics Department Working Papers* No. 371, OECD 2004.
- Casey B., Oxley H., Whitehouse E., Antolin P., Duval R., Leibfritz W., Policies for an Ageing Society: Recent Measures and Areas for further Reform, *Economics Department Working Papers* No. 369, OECD 2003.
- EFRP (European Federation for Retired Persons), *database*.
- EPC (Economic Policy Committee), *The impact of ageing populations on public finances: overview of analysis carried out at EU level and proposals for a future work programme*, Brussels 2003.
- EPC (Economic Policy Committee), *The 2005 EPC Projections of age-related Expenditure (2004-2050) for the EU-25 Member States: Underlying Assumptions and Projections Methodologies*, Brussels 2005.
- EPC (Economic Policy Committee), *The impact of ageing on public expenditure: projections for the EU25 Member States on pensions, health care, longterm care, education and unemployment transfers (2004-2050)*, Brussels 2006.
- European Commission, *Annexes to the Joint Report on Social Protection and Social Inclusion 2006 – Synthesis report on adequate and sustainable pensions*, Brussels 27.2.2006
- European Commission, The economic impact of ageing populations in the EU25 Member States, *Economic Papers* No. 236, Brussels 2005.
- European Commission, *Public Finances in EMU*, Brussels 2005b.
- European Commission, *Joint report by the Commission and the Council on adequate and sustainable pensions*, Brussels 2003.
- Eurostat, former New Cronos *database*.
- GVG (Gesellschaft für Versicherungswissenschaft und –gestaltung e.V.), Study on the Social Protection Systems in the 13 Applicant Countries, 2002.
- HV österr. SV (Hauptverband der österreichischen Sozialversicherungsträger), (Statistisches) Handbuch der österreichischen Sozialversicherung, Wien diverse volumes.
- Holzmann R., Toward a Reformed and Coordinated Pension System in Europe: Rationale and Potential Structure, *Social Protection Discussion Paper Series* No. 0407, The World Bank 2004.

- International Monetary Fund, Bulgaria: Selected Issues and Statistical Appendix, *IMF Country Report* No. 04/177, Washington, 2004.
- Lefèbvre M., Perelman S., 'An Ageing Burden Indicator', in this volume.
- MISSOC, *Comparative Tables on Social Protection*, Situation on 1 January 2005/1 January 2006.
- NSR (National Strategy Reports on Adequate and Sustainable Pensions), 2005.
- OECD, *Pensions at a Glance*, Paris, 2005a.
- OECD, *Global Pension Statistics Project: Data Update*, Paris, 2005b.
- OECD, Projecting OECD Health and Long-Term Care Expenditures: What are the Main Drivers? *Economics Department Working Papers* No. 47, Paris, 2006.
- Pörtl M., Spiegel B., Stefanits H., Die europäische Dimension der österreichischen Pensionsdiskussion, in: *Soziale Sicherheit* 2/2003, 56-82.
- Settergren O., Mikula B.D., ' "Actuarial Accounting": Calculating Intergenerationally Fair and Sustainable "Life-cycle Contribution Rates" ', in this volume.
- SPC (Social Protection Committee), *Current and Prospective Pension Replacement Rates*, Brussels 2004.
- SPC (Social Protection Committee), *Privately Managed Pension Provision*, Brussels 2005.
- SPC (Social Protection Committee), *Current and Prospective Theoretical Pension Replacement Rates*, Brussels 19 May, 2006.

## Dissemination

The MAI:MI output

- research findings
- indicators list, data, UNECE region country profiles,
- workshop results,
- collection of background material (global declarations, national laws and decrees, regional strategies and treaties, local acts and regulations, networks & NGO activities, national and local declarations and programmes)

is going to be disseminated in many cross linking activities:



## Website

The website was set up by the European Centre for Social Welfare Policy and Research in collaboration with the United Nations Economic Commission for Europe and the associated Task Force, sponsored by the Austrian Federal Ministry of Social Security, Generations and Consumer Protection. The Monitoring RIS Website, is dedicated to the knowledge and information about the follow-up of the RIS.

The web page aims:

- to deliver knowledge and information about the follow-up to the RIS
- to promote the exchange of experience in the field of ageing-related policies
- to provide an overview of instruments, activities and resources, such as country facts and figures

**Monitoring RIS**  
 A project by the European Centre for Social Welfare Policy and Research, in collaboration with the United Nations Economic Commission for Europe and the associated Task Force, under the auspices of the Austrian Ministry of Social Affairs and Consumer Protection.

**Monitoring the Regional Implementation Strategy**

**Events**  
 A calendar of current MIPAA and RIS-related events can be found on the [events page](#).

**1. Background**  
 Our societies are increasingly aware of the ageing processes, though differed in their degree of advancement, their pace, and of the challenges they imply. In this view, the [United Nations Plan of Action on Ageing 2002 \(MPAA\)](#) was adopted by the Second World Assembly in Madrid in April 2002. In September 2002, the United Nations - Economic Commission for Europe (UNECE) adopted a [Regional Implementation Strategy \(RIS\)](#) at the Berlin Ministers' Conference. This website is a tool for the follow-up to the RIS.

[Click here for more details](#)

**2. Goal**  
 To provide information resources to all actors interested in ageing issues and mainstreaming ageing into economic and social policies, from governmental to local authorities, as well as NGOs partners, media and the public at large.

**3. Contents**  
[Normative Frameworks](#)    [Tools, Facts and Figures](#)    [Policies & Strategies](#)  
[Implementation Activities](#)    [Networks](#)    [NGOs](#)

**4. Scope**  
 UNECE / European Centre member states, with a short overview of the global process and resources.

[Contact us](#)  
[Feedback](#)

**How to navigate**  
 The above navigation chart gives you all flexibility in reaching a page.  
 You have 2 possibilities:  
 1. To choose a level of activity: "Global", "Regional", "National" or "Local". Just click on the level name (or button).  
 2. To choose a topic: from "Normative Frameworks" to "NGOs". Click on the topic title.  
 3. To go directly to a certain topic on a certain level: simply click on the desired topic / button.  
 Back button:  
 Further, on each page (except Home) you will always have the possibility to go back to the main structure by clicking the button on the left of the topic title.

Logos: European Centre, MA:IMI, UNICE, and the Austrian Ministry of Social Affairs and Consumer Protection.

The page provides **access to:**

**Normative Frameworks,**

global and UN declarations and plans, regional strategies and treaties, national laws and decrees, local acts and regulations.

**Tools, Facts & Figures,**

RIS-relevant tools, facts and figures; for instance, links to interesting international databases. Based on the follow-up technical workshops and further studies, the sets of proposed indicators to monitor the implementation of the RIS are also illustrated.

**Policies & Strategies,**

RIS-relevant Policies & Strategies, from UN agencies global plans (such as the WHO "Active Ageing") to national and local declarations and programmes.

**Implementation Activities,**

activities supporting RIS implementation: the constitution of a Monitoring RIS Task Force, the organization of follow-up workshops addressing RIS issues from the global (MIPAA) to the local level, the creation of national specific websites.

**Networks,**

RIS-relevant networks.

**NGOs**

RIS-relevant NGOs.



The information is always provided at four different levels: Global / Regional / National / Local (within the UNECE region).

All interested actors – from governmental to local authorities, as well as NGO partners, should be able to find information catering to their needs. The website is updated every two months, with input from the key networks, in particular national Focal Points on Ageing and NGOs and self searched information.

We invite countries to make developments visible, countries to present advisory bodies and information to the international readers of the web page. We invite national NGOs to integrate themselves into the NGO Network on Monitoring RIS

**Monitoring RIS**  
A project by the European Centre for Social Welfare Policy and Research, in collaboration with the United Nations Economic Commission for Europe and the associated Task Force under the auspices of the Austrian Ministry of Social Affairs and Consumer Protection.

**Policies & Strategies**  
National

**Austria**  
Documents:  

- National Action Plan on Social Inclusion (EU-25, NAPs)
- Social Protection in Austria

**Belgium**  
Document: National Action Plan on Social Inclusion (EU-25, NAPs)

**Croatia**  
Documents:  

- National Action Plan on Social Inclusion (EU-25, NAPs)
- Health Management for the Disabled in the Republic of Croatia supports Growth Report of The 2nd Croatian Demographic Conference, March 2005 (pdf format)

**Cyprus**  
Document: National Action Plan on Social Inclusion (EU-25, NAPs)

**Czech Republic**  
Documents:  

- National Action Plan on Social Inclusion (EU-25, NAPs)
- National Programme of Preparation for Europe 2010-2017 (pdf format) (government and with NGO participation)

**Navigation:** Normative Frameworks, Facts, Facts & Figures, Activities & Instruments, Implementation Activities, Statistics, News.

**Country specific offering:** Austria, Belgium, Croatia, Cyprus, Czech Republic, Denmark, Estonia, Finland, France, Germany, Greece, Hungary, Italy, Latvia, Lithuania, Luxembourg, Malta, Netherlands, Norway, Poland, Portugal, Romania, Slovakia, Slovenia, Spain, Sweden, Switzerland, Turkey, United Kingdom.

**Contact us:** Credits and Privacy, last updated 15.10.07, Newsletter, WC, NAT 2, WCAG 2.0, Change Textsize, Aa.

---

**Monitoring RIS**  
A project by the European Centre for Social Welfare Policy and Research, in collaboration with the United Nations Economic Commission for Europe and the associated Task Force under the auspices of the Austrian Ministry of Social Affairs and Consumer Protection.

**Implementation Activities**  
Global

**Guidelines**  

- Guidelines for Review and Approval of the Madrid International Plan of Action on Ageing (pdf format)
- Full text of the Programme on Ageing (pdf format), Aged (UN Programme on Ageing, pdf format)
- Chart of Subtypes (UN Programme on Ageing, pdf format)

Note: For the UNECE region, (national) indicators for national review and approval are elaborated in the framework of the MAI-MI project.

**Statements**  

- Written Statement on the Rights of Older Persons, officially endorsed at the UN Human Rights Commission
  - Statement in English: [Ageing and the Rights of Older Persons](#)
  - Declaration in French: [Vieillesse et droits de personnes âgées](#)

**Follow-up Workshops and Conferences**  

- 3rd [WHO](#) International Meeting on the Follow-up of the World Assembly on Ageing: "The Contribution of Older Persons to the Social and Economic Development" 16-18 November 2005, [Buenos Aires](#), Brazil
  - [Summary](#)

**Navigation:** Normative Frameworks, Facts, Facts & Figures, Activities & Instruments, Implementation Activities, Statistics, News.

**Country specific offering:** Austria, Belgium, Croatia, Cyprus, Czech Republic, Denmark, Estonia, Finland, France, Germany, Greece, Hungary, Italy, Latvia, Lithuania, Luxembourg, Malta, Netherlands, Norway, Poland, Portugal, Romania, Slovakia, Slovenia, Spain, Sweden, Switzerland, Turkey, United Kingdom.

**Contact us:** Credits and Privacy, last updated 15.10.07, Newsletter, WC, NAT 2, WCAG 2.0, Change Textsize, Aa.

## **“Mainstreaming Ageing” : “A Society for All Ages”**

### **11 Books, 2 Reports, 6 Policy Briefs**

Book information can be accessed and Policy Briefs can be downloaded via the European Centre’s website (<http://www.euro.centre.org> > Research Areas > Ageing & Generations > Publications (Books & Reports))

#### **Books**

Marin, B., Zaidi, A. (Eds.)

Mainstreaming Ageing

Indicators To Monitor Sustainable Policies

Book series "Public Policy and Social Welfare", Volume 32, 2007

Holzmann, R., Palmer, E. (Hg.)

Revolution in der Alterssicherung

Beitragskonten auf Umlagebasis

Book series "Wohlfahrtspolitik und Sozialforschung", Volume 15, 2007

Zaidi, A.

Well-being of Older People in Ageing Societies

Book series "Public Policy and Social Welfare", Volume 30, 2007

Zaidi, A.

Poverty of Older People and Pensions Policy in the EU

Book series "Public Policy and Social Welfare", Volume 33, 2007

Michael Fuchs in cooperation with Bernd Marin, Christopher Prinz (excursus, OECD Paris) and Martina Beham-Rabanser (University of Linz), Renate Kränzl-Nagl  
Kinderbetreuungsplätze in Österreich. "Fehlen keine oder bis zu 650.000?"  
Bedarfsanalysen 2005 - 2015 im Auftrag der Industriellenvereinigung  
EC, 2006

Billings, J., Leichsenring, K. (Eds.)

Integrating Health and Social Care Services for Older Persons

Evidence from Nine European Countries

Book series "Public Policy and Social Welfare", Volume 31, 2005

Alaszewski, A.M., Leichsenring, K. (Eds.)

Providing Integrated Health and Social Care for Older Persons

A European Overview of Issues at Stake

Book series "Public Policy and Social Welfare", Volume 28, 2004

Marin, B., Prinz Ch.

Facts and Figures on Disability Welfare

A Pictographic Portrait of an OECD Report

EC, 2003

Marin, B., Prinz, Ch., Queisser, M. (Eds.)

Transforming Disability Welfare Policies

Towards Work and Equal Opportunities

Book series "Public Policy and Social Welfare", Volume 29, 2004

Kränzl-Nagl, R., Mierendorff, J., Olk, Th. (Hg.)  
Kindheit im Wohlfahrtsstaat  
Gesellschaftliche und politische Herausforderungen  
Book series "Wohlfahrtspolitik und Sozialforschung", Volume 11, 2003

Prinz, Ch. (Ed.), With an Introduction by Bernd Marin  
European Disability Pension Policies  
Eleven Country Trends 1970-2002.  
Book series "Public Policy and Social Welfare", Volume 26, 2003

### **Reports**

ContinYou, European Centre et al.  
Breaking Down Barriers to Learning for Older People  
A Training Manual  
EC, 2004

CEDC, European Centre et al.  
The Learning Age  
Removing Barriers to Learning for Older People  
EC, 2003

### **Policy Briefs**

Lelkes, O.  
Poverty Among Migrants in Europe  
Policy Briefs, 2007

Zaidi, A.  
Challenges in Guaranteeing Adequate Pension Incomes for Women  
Policy Briefs, 2007

Zaidi, A., Zolyomi, E.  
Intergenerational Transmission of Disadvantages in EU Member States  
Policy Briefs, 2007

Zaidi, A.  
Pension Policy in EU25 and its Possible Impact on Elderly Poverty  
Policy Briefs, 2006

Zaidi, A.  
Poverty of Elderly People in EU25  
Policy Briefs, 2006

Zaidi, A., Fuchs, M.  
Transition from Work to Retirement in EU25  
Policy Briefs, 2006

## MAINSTREAMING AGEING

### Indicators to Monitor Sustainable Policies

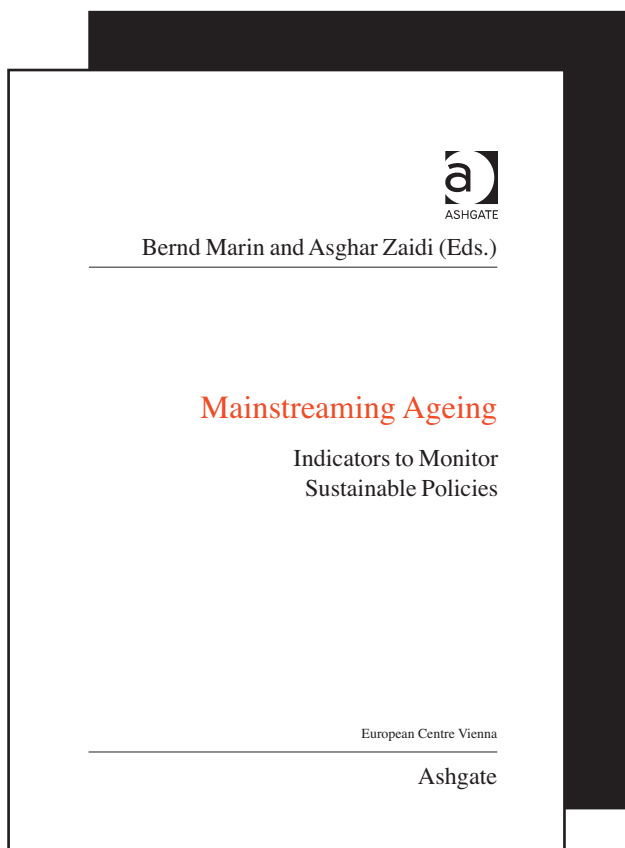
Bernd Marin, Asghar Zaidi (Eds.)

What indicators of achievement are available to monitor effective policy-making in ageing societies, to review sustainable progress in mainstreaming ageing, and to assess the impact of the United Nations global Madrid International Plan of Action on Ageing (MIPAA) and its Regional Implementation Strategy (RIS)? How do the 56 countries of the UN-European Region across Europe, North America and Central Asia cope with population ageing? How many decades, even centuries, in time-space differences are there between countries in birth rates, infant or oldest-old age mortality, or other demographic and development indicators within the region? How does Europe differ from the US and Canada in ageing pace, fertility and migration patterns? Why have regional policy priorities such as balancing financial and social sustainability of welfare systems, extending working life, and providing and assuring quality services in long-term care have not

been met so far? Are there reliable measures of material and other forms of well-being of the elderly? Are comparative advantages shifting between age groups or cohorts? How many older people are poor and what might be underlying pension policy parameters? Where do they live best and worst? Are there new forms of income volatility during retirement, redefining income adequacy as well as income certainty within the Third Age phase of life? How come that almost 80% of European pensioner households have more than four, on average up to eight income streams? What determines the quality of life and happiness or misery over the life cycle? What countries are top, what ages and groups lowest in life satisfaction? Is positive acceptance of ageing life-prolonging? Do more satisfied individuals live longer? How does health including mental health expectancy and disability-free life expectancy relate to residual life expectancies at certain ages? What explains failures and success in turning-around ever earlier labour market exit? Is the European early retirement pandemic self-inflicted, a home-made welfare flaw most difficult to cure? What are the costs of unused productive capacity, penalizing taxes on work, and pension insolvency? Are there robust sustainability indicators on implicit pension debt and other age-related unreported public liabilities? How can actuarial accounting help in calculating inter-generationally fair and stable life-cycle

contribution rates and provide automatic fiscal balancing? Can notional defined-contribution (NDC) systems and sustainability factors reduce the ageing burden in the long-term? Is NDC less fair to short-lived persons than other less actuarially fair pension systems? Does general generosity in pensions also benefit the poor more than targeted safety nets or flat-rate social pension systems? What are the best fiscal gap measures available? Can generational accounting avoid the fiscal relativity inherent in conventional financial measures of sustainability? What indicators of pension entitlements and pension wealth are useful? How do changes in retirement age, pension valorization and indexation, and in residual life expectancy impact on the pension wealth of average citizens in different countries of the UN-European region?

This book edited by Bernd Marin and Asghar Zaidi includes contributions by many of the most renowned international experts on ageing addressing these queries. *Bernd Marin* is Executive Director of the European Centre for Social Welfare Policy and Research, Vienna, and *Asghar Zaidi* its Director Research. The editors were assisted by *Barbara Lipszyc* and *Mattia Makovec*, who were formerly researchers at the European Centre. The book is an outcome of the project *Mainstreaming Ageing: Indicators to Monitor Implementation (MA:IMI)* of MIPAA and RIS for the first review and appraisal cycle of the United Nations Regional Commission for Europe (UNECE).





Bernd Marin and Asghar Zaidi (Eds.)

---

# Mainstreaming Ageing

Indicators to Monitor  
Sustainable Policies

European Centre Vienna

---

Ashgate

## **OVERVIEW**

<b>INTRODUCTION .....</b>	<b>27</b>
<b>PART I CHANGING DEMOGRAPHIC CONTEXTS AND POLICY CHALLENGES .....</b>	<b>59</b>
<b>PART II INCOME AND WEALTH .....</b>	<b>167</b>
<b>PART III QUALITY OF LIFE .....</b>	<b>315</b>
<b>PART IV LABOUR MARKET AND EARLY RETIREMENT .....</b>	<b>393</b>
<b>PART V SUSTAINABLE SOCIAL SECURITY .....</b>	<b>505</b>
<b>PART VI ECONOMIC GROWTH, FINANCIAL AND SOCIAL SUSTAINABILITY .....</b>	<b>635</b>
<b>APPENDIX: MAINSTREAMING AGEING – INDICATORS TO MONITOR IMPLEMENTATION (MA:IMI) .....</b>	<b>753</b>
<b>LIST OF CONTRIBUTORS .....</b>	<b>847</b>

## TABLE OF CONTENTS

**LIST OF FIGURES AND TABLES ..... 11**

**INTRODUCTION .....27**

*Bernd Marin, Asghar Zaidi*

**PART I: CHANGING DEMOGRAPHIC CONTEXTS  
AND POLICY CHALLENGES .....59**

Trends and Priorities of Ageing Policies in the UN-European Region .....61

*Bernd Marin, Asghar Zaidi*

The Developed World in the 21st Century:  
A Future of Diversity and Ageing ..... 107

*David Coleman*

**PART II: INCOME AND WEALTH ..... 167**

Internationally Comparative Indicators of Material Well-being  
in an Age-specific Optique..... 169

*Mattia Makovec, Michael Fuchs*

Trends in Income Development, Poverty and Pension Distribution  
among the Older Population: New Evidence ..... 197

*Michael F. Förster*

Poverty of Older People in EU-25 .....217

*Asghar Zaidi, Mattia Makovec, Michael Fuchs, Barbara Lipszyc,  
Orsolya Lelkes, Marius Rummel, Bernd Marin and Klaas De Vos*

Welfare Indicators of Income Experience during Old Age .....243

*Asghar Zaidi, Katherine Rake, Jane Falkingham and Björn Gustafsson*

A Pension Is Not a Person: The Portfolio of Resources of Older People .....	265
<i>Richard Rose</i>	
 The Long-term Adequacy of Pensions: EU Measures and First Results .....	283
<i>Olivier Bontout</i>	
 <b>PART III: QUALITY OF LIFE</b> .....	315
 Healthy Life Expectancy in the UN-European Region.....	317
<i>Jean-Marie Robine, Carol Jagger</i>	
 Monitoring the Quality of Life of the Elderly in European Societies – A Social Indicators Approach.....	329
<i>Heinz-Herbert Noll</i>	
 Happiness over the Life-Cycle: Exploring Age-specific Preferences .....	359
<i>Orsolya Lelkes</i>	
 <b>PART IV: LABOUR MARKET AND EARLY RETIREMENT</b> .....	393
 Transition from Work to Retirement in EU Countries .....	395
<i>Asghar Zaidi, Mattia Makovec, Michael Fuchs</i>	
 Employment and Social Protection Indicators for the UNECE Region ..	421
<i>Christina Behrendt, Mariàngels Fortuny</i>	
 Extending Working Life: Evidences, Policy Challenges and Successful Responses.....	447
<i>Roland Sigg</i>	
 Public Pension Programme Provisions: Induced Retirement and Programme Cost.....	491
<i>David A. Wise</i>	



<b>PART V: SUSTAINABLE SOCIAL SECURITY .....</b>	<b>505</b>
Sustainable Ageing Societies – Indicators for Effective Policy-making: A Framework .....	507
<i>David Stanton</i>	
Sustainable Old-Age Security Core Indicators – Possible Use and Interpretations .....	535
<i>Agnieszka Chłoń-Domińczak</i>	
“Actuarial Accounting”: Calculating Intergenerationally Fair and Sustainable “Life-cycle Contribution Rates” .....	557
<i>Ole Settergren, Boguslaw D. Mikula</i>	
Sustainability Indicators of Old-Age Security Systems.....	587
<i>Bert Rürup</i>	
An Ageing Burden Indicator .....	607
<i>Mathieu Lefebvre, Sergio Perelman</i>	
The Social Protection of the Elderly. Comparison of Two Indicators of Generosity .....	621
<i>Mathieu Lefebvre, Pierre Pestieau</i>	
<b>PART VI: ECONOMIC GROWTH, FINANCIAL AND SOCIAL SUSTAINABILITY .....</b>	<b>635</b>
Improving on the NDC .....	637
<i>András Simonovits</i>	
Long-term Projections of the Impact of Ageing on Pension Expenditure, Public Finances and Economic Growth in the European Union .....	655
<i>Aino Salomäki</i>	

Financial Indicators of an Automatically Balanced Public Pension Plan .....	693
<i>Ole Settergren</i>	
Fiscal Relativity – In Search of Meaningful Long-term Fiscal Indicators .....	707
<i>Laurence J. Kotlikoff</i>	
Forward-looking Indicators of Pension Entitlements.....	715
<i>Monika Queisser, Edward Whitehouse</i>	
<b>APPENDICES: MAINSTREAMING AGEING – INDICATORS TO MONITOR IMPLEMENTATION (MA:IMI) .....</b>	<b>753</b>
<b>A: LIST OF INDICATORS</b>	
List of Indicators to Monitor the Implementation of the Madrid International Plan of Action on Ageing (MIPAA) through its U.N.-European Regional Implementation Strategy (RIS).....	755
<i>Bernd Marin, Michael Fuchs, Barbara Lipszyc, Mattia Makovec, and Asghar Zaidi</i>	
<b>B: SELECTED CHARTS</b>	
Examples of Visualization:	
Selected Charts on Mainstreaming Ageing Indicators .....	783
<i>Bernd Marin, Michael Fuchs, Barbara Lipszyc, Mattia Makovec, and Asghar Zaidi with the assistance of Jason Allman and Silvia Fässler</i>	
<b>LIST OF CONTRIBUTORS .....</b>	<b>847</b>

**Europäisches Zentrum Wien**  
Reihe »Wohlfahrtspolitik und Sozialforschung« Bd 15  
Campus Verlag, Frankfurt / New York

## **REVOLUTION IN DER ALTERSSICHERUNG**

Beitragskonten auf Umlagebasis

**Robert Holzmann / Edward Palmer (Hg.)**

Pensionsreformen sind ein weltweites Thema. Die Antreiber der Reformen weisen dabei über Länder und Regionen drei wesentliche Gemeinsamkeiten auf: Kurzfristiger fiskalischer Handlungszwang und langfristiger Reformbedarf aufgrund der Alterung der Bevölkerung; zahlreiche sozio-ökonomische Veränderungen die ein Überdenken des bestehenden Systems verlangen; die Herausforderungen und Chancen der Globalisierung, welche Länder dazu anhalten, den ökonomischen Auswirkungen von Pensionssystemen mehr Aufmerksamkeit zu widmen.

In den 90-er Jahren kam inmitten der Auseinandersetzung über die Vor- und Nachteile von kapitalgedeckten versus umlagefinanzierten Systemreformen eine neue Dimension hinzu: Individuelle Pensionskonten auf Umlagebasis (NDC). Als beitragsdefinierte Systeme imitieren sie die Logik und Arithmetik typischer Sparsysteme auf Individualkontenbasis, bleiben aber im wesentlichen umlagefinanziert. Diese Kombination ermöglicht es NDC-Systemen grundsätzlich den Herausforderungen von Bevölkerungsalterung, sozial-ökonomischen Veränderungen und Globalisierung erfolgreich zu begegnen.

Die vorliegende Publikation enthält 19 hochkarätige Beiträge zur aktuellen Diskussion von NDC: den konzeptuellen Grundlagen und reformpolitischen Fragestellungen, Darstellungen und Analysen zur Implementierung von NDC in vier Ländern (Italien, Lettland, Polen und Schweden) sowie Fallstudien von Ländern in denen NDC Teil der Reformdebatte ist. Die Beiträge möchten als Handbuch für Politikverantwortliche und Forscher dienen, die sich über NDC informieren und über die Vor- und Nachteile dieses attraktiven Pensionssystems und Reformalternativen erfahren wollen.

*Professor Robert Holzmann* ist Direktor für Soziale Sicherung bei der Weltbank in Washington, D.C. und Autor bzw. Herausgeber zahlreicher Publikationen im Bereich Reformen des Sozialsystems.

*Professor Edward Palmer* leitet die Forschungsabteilung von Riksförsäkringsverket, dem schwedischen Sozialversicherungsträger, und ist Professor an der Universität von Uppsala.

Campus Verlag, Oktober 2007, 832 S.

## WELL-BEING OF OLDER PEOPLE IN AGEING SOCIETIES

Asghar Zaidi

Great strides towards rising human longevity in recent times now pose new challenges for policymakers worldwide. Facing unprecedented rises in social expenditures and needing to mitigate the moral hazard of poverty in old age, policymakers require a holistic understanding of personal resources of older people. To this end, this book provides new insights by undertaking research in three particular themes.

Part I sets out the broader context for all the empirical work reported in the book. It assesses the relative strengths of various conceptual approaches, by presenting a systematic appraisal of the orthodox utility from consumption, income entitlement and standard of living approaches and the comparatively novel capability approach. Then, it outlines specific methodological choices for the empirical implementation of standard of living measure of older people's well-being. This contextual information base is further strengthened by a schematic description of the British social insurance and social assistance system.

Part II reports on the empirical work, further organised in three streams of research:

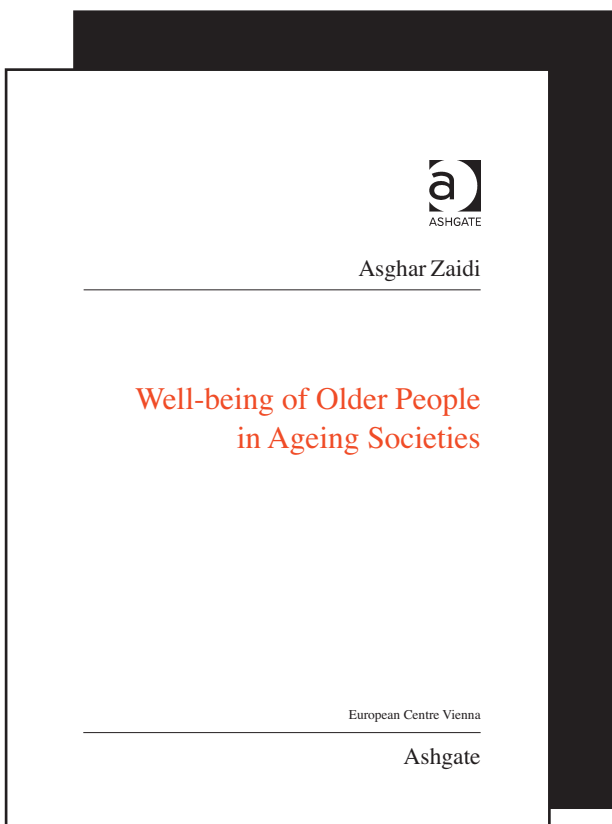
- In Theme I, Multidimensional well-being of older people, it is demonstrated that with ageing factors such as health becomes ever more important in determining the personal well-being of older people, and these factors have financial implications not captured by an analysis of income status alone.

- In Theme II: Income experience in old age, we report on the dynamics of older people's income, using descriptive statistics and econometric models. This approach broadens the conventional snapshot-type analyses

and provides insights about income processes underlying the ageing experience.

- In Theme III: Comparative perspective on income dynamics, we evaluate how the relative importance of individual attributes and life-course events differ in determining the income experience of older people who live in different systems of social insurance and old-age social provisions in Britain and the Netherlands.

Part III provides the synthesizing discussion, which sets out policy implications of this research and recommendations for future research.



## POVERTY AMONG OLDER PEOPLE AND PENSIONS POLICY IN THE EU

Asghar Zaidi (Ed.)

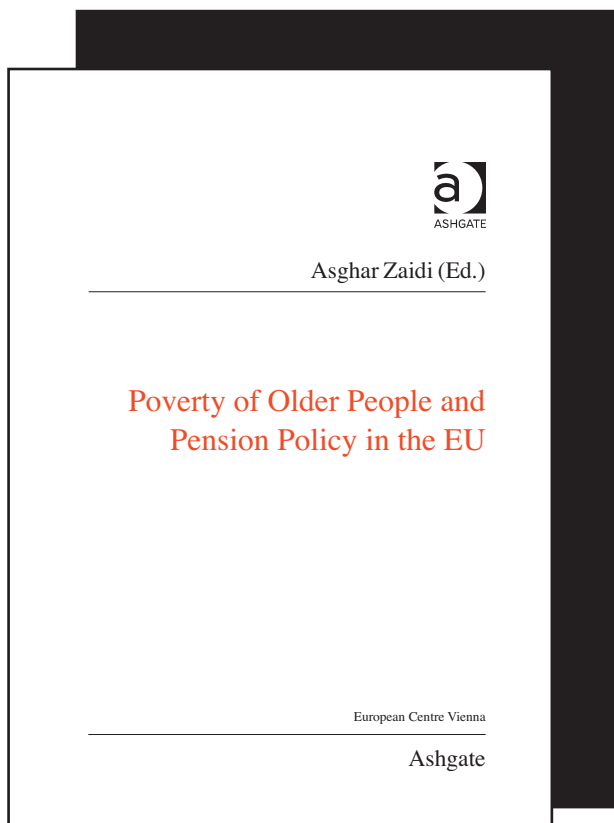
This book describes the situation with respect to poverty of older people across the 25 Member States of the European Union.

In Part I, we discuss how we ought to measure the risk of poverty for older people. We review the European datasets that are currently available and point to their weaknesses and strengths. For the income-based measures of risk of poverty, we report that as many as 13 million older people are at risk of poverty in EU25 (in the year around 2003), amounting to as many as one-in-six elderly living in private households. With the exception of Cyprus, all countries with high poverty risk come from the former EU15

bloc of countries. The 10 new Member States are largely countries with the lowest risk of poverty among older people. As for the concentration of the elderly poor, about three out of four elderly who are at risk of being poor live in five large countries of EU15: Spain, the United Kingdom, France, Germany and Italy. In the majority of countries, the cohort aged 75+ in the early 2000s has a much higher poverty rate than younger cohorts of the elderly.

In Part II, we provide a detailed and systematic description of what pension reforms have recently been implemented. The analyses identify specific parameters of a pensions policy reform and then assess how they are likely to impact the income situation and poverty risks of future generations of older people. We will report that while in 1995, nearly all the Member States of the EU had an earnings-related DB PAYG scheme as the main centrepiece of their pension system, by 2005 majority of the Member States had shifted towards other pension models, notably personal accounts or NDC schemes. More-

over, all countries had, or considered, changes to various different parameters in their state pension schemes during this time. In most cases, the reforms were mainly driven by fiscal sustainability concerns and the impact of these reforms on income adequacy and pensioner poverty do not appear to have been given significant consideration. In particular, the effects of systematic shifts in pension policy on particular groups, such as women and lower income earners, have not been assessed in great depth. This book offers a contribution in that direction.



# KINDERBETREUUNGSPLÄTZE IN ÖSTERREICH

»Fehlen keine oder bis zu 650.000?«

**Michael Fuchs**

- Welchen Ausbau an Kinderbetreuungsplätzen gab es in den letzten Jahren?
- Wie steht es um die Qualität außerhäuslicher Kinderbetreuung?
- Wie zufrieden/unzufrieden sind die Eltern mit Öffnungszeiten, Betreuungsdauer und Ferienschlusszeiten? Was sind ihre Hauptkritikpunkte? Was erwarten sie als Mindestbetreuungszeiten und -standards? Und warum werden bestehende Betreuungsangebote oft nicht in Anspruch genommen?
- Bis zu wie vielen Monaten Sperrzeiten sind Kinderbetreuungseinrichtungen geschlossen?
- Wie steht es um die Leistbarkeit der Kinderbetreuung in Österreich – objektiv vergleichend und subjektiv? Was wäre den Eltern Nachmittagsbetreuung inklusive Mittagessen wert? Können »akzeptable« Kosten geringer als die tatsächlichen Kosten der Betreuung sein? Wie viele Frauen können sich (Vollzeit)Erwerbstätigkeit aus Kostengründen nicht leisten?
- Welche Zusammenhänge bestehen zwischen außerfamiliärer Kinderbetreuung und Erwerbstätigkeit von Frauen und Müttern? Wie viele Frauen würden bei entsprechendem Kinderbetreuungsangebot zusätzlich vollzeit- oder teilzeiterwerbstätig werden?
- Zu welchen Bedarfsquoten und absoluten Bedarfszahlen für den derzeitigen und künftigen Bedarf kommen welche Studien mit welchen Methoden? Gibt es null zusätzlichen Bedarf oder fehlen bis zu 650.000 Kinderbetreuungsplätze? Was sind die wichtigsten Determinanten des Bedarfs?
- Ist steigender Bedarf trotz steigender Betreuung ein Beleg für »angebotsinduzierte Nachfrage«? Und sinkender Bedarf bei sinkender Betreuung ein Beleg für Sättigung? Und gibt es ein »Gleichgewicht bei Unterbetreuung«?
- Welche Vielfalt an Angeboten von Kinderkrippen über Kindergärten, Ganztagschulen, Nachmittagsbetreuung in Schulen, Horten usw. gibt es? Weshalb bevorzugen Eltern schulische Nachmittagsbetreuung gegenüber Horten?
- Welche Unterschiede zwischen Bundesländern sind zu beobachten?
- Wie sehr unterscheidet sich das Betreuungsangebot nach Altersstufen? Wo sind Schwachstellen an Unterversorgung? Wie gut ist der Betreuungsschlüssel?
- Wie stellt sich die Betreuungssituation in Österreich im internationalen Vergleich dar? Wie hoch wäre der Betreuungsbedarf nach besten internationalen Benchmarks (wie den Barcelona-Zielen) oder nach Ländern mit hohen Betreuungsquoten? Inwieweit stimmt das mit den Wünschen der Eltern in österreichischen Bundesländern überein?
- Was sind die Stärken und Schwächen des österreichischen Kinderbetreuungssystems aus OECD-Sicht? Gibt es Ungleichgewichte zwischen Geld- und Sachleistungen? Ist das System treffsicher – oder bevorzugt es bestimmte Gruppen wie Besserverdienende? Worin ist Österreich Vorreiter, worin Nachzügler, wo liegt der größte Nachholbedarf?
- Wie viele Kinder mit voll berufstätigen Müttern sind derzeit ohne Betreuungsplatz? Wie könnte sich die Betreuungslücke bis 2015 entwickeln? Sind freiwerdende Kapazitäten in Kindergärten und Unterauslastung durch Geburtenrückgang erwartbar? Kann es sein, dass jeder dritte Betreuungsplatz für Kinder nicht erwerbstätiger Mütter gewünscht wird? Und wie kommt es zu gleichzeitig nicht genutzten Betreuungsplätzen und abgewiesenen Kindern?

*Michael Fuchs ist Researcher am Europäischen Zentrum für Wohlfahrtspolitik und Sozialforschung in Wien*

"Public Policy and Social Welfare", Volume 31:

## **INTEGRATING HEALTH AND SOCIAL CARE SERVICES FOR OLDER PERSONS**

Evidence from Nine European Countries

Jenny Billings, Kai Leichsenring (Eds.)

"Providing Integrated Health and Social Care for Older Persons (PROCARE)" is a project in the EU Fifth Framework Programme (Quality of Life and Management of Living Resources, Area "The Ageing Population and Disabilities") which aims to help in defining the new concept of an integrated health and social care for older persons in need of care by comparing and evaluating different modes of care delivery.

Following the publication of a first book published in March 2004, the current volume on "Integrating Health and Social Care Services for Older Persons. Evidence from Nine European Countries" will draw on the achievements of the second project phase (2003-2004) that consisted in empirical fieldwork and a cross-national analysis of model ways of working in the nine participating EU Member States (Austria, Denmark, Finland, France, Germany, Greece, Italy, the Netherlands, the UK).

The book underpins the more general national and European considerations gathered in the project with empirical findings analysed in a trans-national perspective. Its chapters have been written by "internationally mixed" teams and will thus contribute to the development of a truly European perspective, providing:

**A unique** general overview on European approaches towards integrated social and health care services and policies that are to be developed to face the growing need of care in ageing societies.

**Indicators for** successful approaches and models of good practice to overcome the "social-health-divide".

**Better understanding** of the meaning of integrated services and the coordination of social and health systems in the different countries.

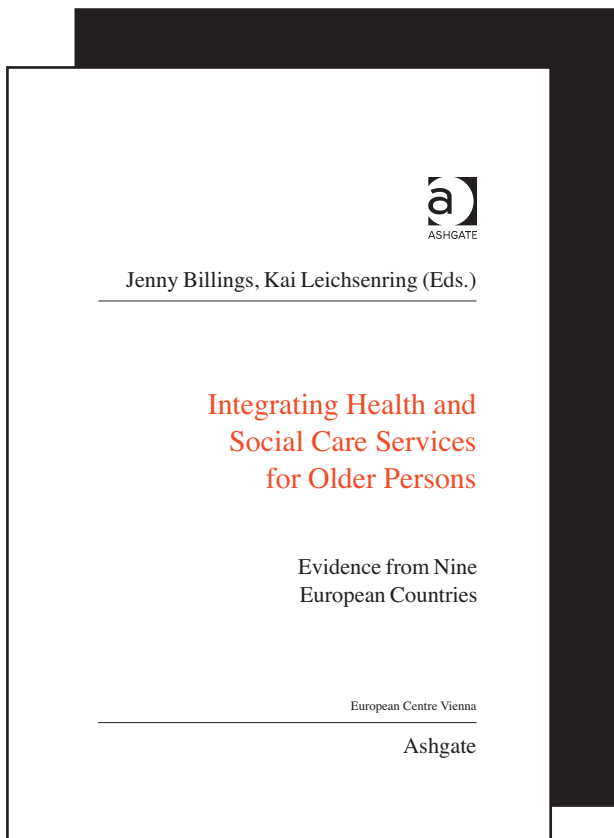
**Facts and** figures about coordination at the interface between health and social care for older persons.

**As well** as problems and solutions ("lessons to learn") concerning regulation and coordination.

**Jenny Billings** is Research Fellow at the Centre for Health Service Studies of the University of Kent in Canterbury.

**Kai Leichsenring** is Research Associate at the European Centre for Social Welfare Policy and Research, Vienna.

Ashgate, December 2005, pp. 350



THE EUROPEAN COMMISSION  
THE 5TH FRAMEWORK PROGRAMME  
QUALITY OF LIFE AND  
MANAGEMENT OF LIVING RESOURCES  
Key Action :: The Ageing Population and Disabilities  
Contract No. QLK6-CT-2002-00227

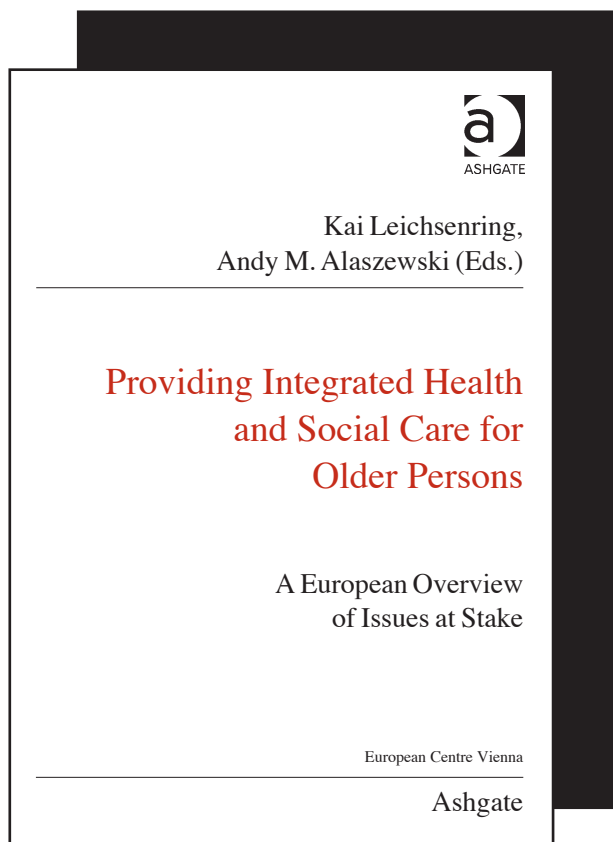


"Public Policy and Social Welfare", Volume 28:

**PROVIDING INTEGRATED HEALTH AND  
SOCIAL CARE FOR OLDER PERSONS**  
A European Overview of Issues at Stake

Kai Leichsenring, Andy M. Alaszewski (Eds.)

"Providing Integrated Health and Social Care for Older Persons – Issues, Problems and Solutions (PROCARE)" is a project in the EU Fifth Framework Programme (Quality of Life and Management of Living Resources, Area "The Ageing Population and Disabilities") that aims to help in defining the new concept of an integrated health and social care for older persons in need of care by comparing and evaluating different modes of care delivery. The project will identify structural, organisational, economic and social-cultural factors and actors that constitute an integrated and sustainable care system with enhanced outcomes for all actors involved.



This book gathers the achievements of the first project phase (2002) that consisted in a literature overview focusing on the question which of the variety of innovations in modes of organisation, finance and professional collaboration observed in Europe over the last decade have been the most successful and long-lasting ones. Thus, national reports from nine EU Member States (Austria, Denmark, Finland, France, Germany, Greece, Italy, the Netherlands, the UK) will be presented by scholars from leading research and consulting agencies in these countries. The national reports follow a mutually agreed structure. The publication is introduced by a general overview and a more theoretical article defining the issues at stake.

The book gives a unique general overview on European approaches towards integrated social and health care services and policies that are to be developed to face the growing need of care in ageing societies; furthermore, it provides indi-

cators for successful approaches and models of good practice to overcome the "social-health-divide" and a better understanding of the meaning of integrated services and coordination of social and health systems in the different countries.

**Kai Leichsenring** is Political Scientist and Consultant in Organisational Development, as well as Research Associate at the European Centre for Social Welfare Policy and Research, Vienna. **Andy M. Alaszewski** is Professor of Health Studies at the Centre for Health Service Studies of the University of Kent at Canterbury.



THE EUROPEAN COMMISSION  
THE 5TH FRAMEWORK PROGRAMME  
QUALITY OF LIFE AND  
MANAGEMENT OF LIVING RESOURCES  
Key Action :: The Ageing Population and Disabilities  
Contract No. QLK6-CT-2002-00227

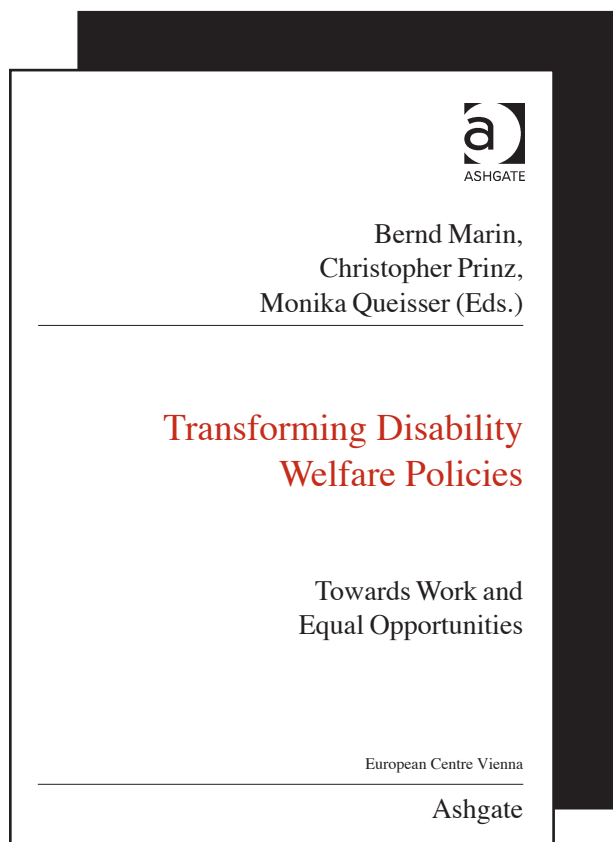
Ashgate, February 2004, pp. 510



**TRANSFORMING DISABILITY WELFARE POLICIES**  
Towards Work and Equal Opportunities

Bernd Marin, Christopher Prinz, Monika Queisser (Eds.)

On the occasion of "The European Year of People with Disabilities 2003", the OECD and the European Centre for Social Welfare Policy and Research organised an international conference at the UNOV in Vienna on "Transforming Disability into Ability". The purpose of this event was to discuss disability policies for the working-age population. The conference addressed key challenges in disability policy, and discussed policy recommendations as outlined in the recent OECD report. The main policy conclusions from the report formed the basis for the thematic sessions. The conference was organised around five themes:



- What do we mean by "being disabled"?
- What rights and responsibilities for society and for persons with disabilities?
- Who needs activation, how, and when?
- How should disability benefits be structured?
- What should and what can employers do?

More than 40 invited speakers discussed proposals for more effective disability policies and the improvement of existing institutions and measures in light of best practices in international comparison. Particular emphasis was placed on the implementation of the report's policy conclusions. One session of the conference was devoted to the discussion of "Barriers to Participation" from the perspective of disabled people; it was organized by an international association of organisations representing disabled people.

This book is a follow-up of the OECD report on "Transforming Disability into Ability" (2003) as well as a twin publication to the recent Ashgate volume on „European Disability Pension Policies" (Prinz Ed. 2003) and to the companion booklet on „Facts and Figures on Disability Welfare. A Pictographic Portrait of an OECD Report" (Marin / Prinz 2003). It brings together contributions from inter-governmental institutions such as the OECD, the European Centre, the WHO, the World Bank, from several former and acting government representatives, ministries concerned with disability issues, the business community, the European Disability Forum and from experts from national, regional and local NGOs, as well as authors from universities and research centres.


*Bernd Marin* is Executive Director of the European Centre for Social Welfare Policy and Research, Vienna. *Christopher Prinz* is Administrator at the Social Policy Division of the OECD, Paris. *Monika Queisser* is Principal Administrator at the Social Policy Division of the OECD, Paris.

# FACTS AND FIGURES ON DISABILITY WELFARE

## A Pictographic Portrait of an OECD Report

**Bernd Marin / Christopher Prinz**

*Displays new data on up to 20 OECD countries,  
searching for answers to queries and puzzles such as ...*



What share of the population is defined as (severely) disabled in which OECD countries? And how many people are awarded what disability benefits – with what trends over time? Where are men and where are women more affected by work incapacity – and who is granted what entitlements? What are the main determinants of disability prevalence? Are expenditures still rising? Is disability welfare more costly than unemployment, and if so, how much more expensive? What about personal and household income sources and income security of disabled persons? How many disabled persons are without income? For whom – disabled or not – does work pay? Is income maintenance or job discrimination the main problem for people with disabilities? How much employment exclusion of persons with (severe) disabilities exists in which countries? How much less employment opportunities and how much more unemployment risk is there for people with what degree of disabilities, of what age, and with what education? How many recipients of a disability benefit actually work? How can great country differences be explained? To what an extent is non-employment and not unemployment the main joblessness problem

of disabled persons? Are there gaps between shares of disabled people and disability beneficiaries – and how big are they? Where does a (great) majority of (severely) disabled people not receive a disability benefit? How many disability benefit recipients do not classify themselves as “disabled”? And in which OECD countries do these inclusion and exclusion errors amount to what scale? What determines the employment rates of disabled persons? And how protected or regular are employment relations of disabled people? How do benefit inflow and outflow rates compare over the life cycle? Where are country divergences widest? What incapacity levels qualify where for what benefit entitlements? What differences are there in benefit rejection rates – and in appeals to benefit rejection and their probability of success? How much does early retirement coincide with age bias in disability benefit inflows – and where? How many more people are awarded a disability benefit than receiving vocational rehabilitation or other special employment services – and what are the extra costs of social exclusion? Do those most in need participate in active programmes; and if not, then who else does? Do participation in employment programmes or cash benefits raise employment rates of persons with disabilities? What is the employment value for active programme money? How do benefit coverage and generosity determine recipient numbers? How has the direction of disability policy changed during the last decades?

*Bernd Marin, Executive Director of the European Centre in Vienna.*

*Christopher Prinz, Programme Administrator at the Social Policy Division, OECD, Paris.*

## KINDHEIT IM WOHLFAHRTSSTAAT

Gesellschaftliche und politische Herausforderungen

**Renate Kränzl-Nagl / Johanna Mierendorff / Thomas Olk (Hg.)**

Moderne Kindheit ist in hohem Maße ein Produkt wohlfahrtsstaatlicher Politik. Ohne das Verbot von Kinderarbeit und die Einführung einer allgemeinen Schulpflicht hätte Kindheit in ihrer heutigen Form nie entstehen können. Zudem ist Kindheit heute in vielerlei Hinsicht durch wohlfahrtsstaatliche Regelungen geprägt, deren Dichte im Verlaufe der historischen Entwicklung stetig zugenommen hat. Diese wohlfahrtsstaatliche Hervorbringung, Rahmung und

Regulierung von Kindheit wird in der Kindheitsforschung kaum thematisiert. Umgekehrt hat die Wohlfahrtsstaatsforschung die Bevölkerungsgruppe der Kinder als Objekt sozial-staatlicher Regelungen lange Zeit vernachlässigt. Dieser Band unternimmt einen ersten Versuch, die Wechselbeziehungen zwischen moderner Kindheit und wohlfahrtsstaatlichen Regulierungssystemen zu thematisieren. Ausgehend von den Thesen der „Wohlfahrtsstaatsvergessenheit der Kindheitsforschung“ und der „Kindheitsvergessenheit der Wohlfahrtsstaatsforschung“ wird dabei das Ziel verfolgt, neue Impulse für eine Perspektivenerweiterung in der Wohlfahrtsstaats- und Kindheitsforschung zu setzen.

In dem Band wird das Verhältnis von Wohlfahrtsstaat und Kindheit bzw. Kindern ebenso thematisiert wie die gewandelte Stellung der Bevölkerungsgruppe der Kinder in modernen Wohlfahrtsstaaten, wobei rechtliche, partizipatorische und ökonomische Aspekte beleuchtet werden. Anhand des Phänomens der Kinderarmut werden grundsätzliche Folgen wohlfahrtsstaatlicher Regelungen für die soziale Lage von Kindern erörtert. Schließlich werden die Leitbilder, Instrumente und möglichen Wirkungen einer kindheits- bzw. kinderbezogenen Politik aus unterschiedlichen Blickwinkeln diskutiert.

Die HerausgeberInnen: Renate Kränzl-Nagl leitet das Programm „Childhood and Youth“ am Europäischen Zentrum für Wohlfahrtspolitik und Sozialforschung, Wien; Johanna Mierendorff ist Hochschulassistentin für Sozialpädagogik und Sozialpolitik, Thomas Olk ist Professor für Sozialpädagogik und Sozialpolitik, beide sind an der Martin-Luther-Universität Halle-Wittenberg tätig.

Die HerausgeberInnen: Renate Kränzl-Nagl leitet das Programm „Childhood and Youth“ am Europäischen Zentrum für Wohlfahrtspolitik und Sozialforschung, Wien; Johanna Mierendorff ist Hochschulassistentin für Sozialpädagogik und Sozialpolitik, Thomas Olk ist Professor für Sozialpädagogik und Sozialpolitik, beide sind an der Martin-Luther-Universität Halle-Wittenberg tätig.

Renate Kränzl-Nagl, Johanna  
Mierendorff, Thomas Olk (Hg.)

### Kindheit im Wohlfahrtsstaat

Gesellschaftliche und  
politische Herausforderungen

EUROPÄISCHES ZENTRUM

campus

“Public Policy and Social Welfare”, Volume 26:

## EUROPEAN DISABILITY PENSION POLICIES

11 Country Trends 1970-2002

With an Introduction by Bernd Marin

Christopher Prinz (Ed.)

This book is the result of an extension of the European Centre’s research on disability benefit policies which has been partly funded by the Swiss Federal Office of Social Insurance. It contains an introduction and theoretical overviews by Bernd Marin and Philip R. de Jong, respectively, as well as chapters on the following 11 European countries: Austria, Denmark, Finland, Germany, Italy, the Netherlands, Norway, Poland, Slovenia, Sweden, and Switzerland.

During the last twenty years, the longer-term sustainability of social insurance systems has become a major issue in all European countries. The debate is generally dominated by a focus on the rising costs of old-age pensions, driven by rapidly changing population age structures. In recent years, however, analysts and governments increasingly started to worry about the growth in the number of disability benefit recipients – a growth with significant variations in the composition of new recipients in terms of age, gender and health conditions.

---

Christopher Prinz (Ed.)

**European Disability  
Pension Policies**

11 Country Trends 1970-2002

With an Introduction  
by Bernd Marin

---

European Centre Vienna

Ashgate

After a long phase of expansion of disability benefit schemes via increasing benefits, broadening coverage and easing access (in particular for elderly unemployed people), since the late 1980s and the beginning 1990s more and more countries have started to reform their systems – ranging from piecemeal changes (e.g. in Switzerland) to more far-reaching reorientation (e.g. in Germany) or even fundamental reconstruction (e.g. in the Netherlands). While policy measures differ widely, policy goals tend to converge. Some policy elements, such as the identification of and benefit provision for partial disability, seem particularly controversial.

The purpose of this book is to analyse and compare disability benefit policies in eleven European countries in the last two or three decades, and to examine the outcome of these policies. Often policies appear to have immediate short-term effects,

while being much less effective in a longer perspective, thus asking for continual reform. For some of the newer challenges, such as the rapidly increasing number of benefit claims on psychological grounds, responses have yet to be found.

Christopher Prinz is Project Co-ordinator at the OECD Social Policy Division, Paris, and External Research Associate of the European Centre for Social Welfare Policy and Research, Vienna.

Ashgate, March 2003, pp. 430

<b>Networks of Experts</b>	
<b>UNECE, Geneva</b>	Andres Vikat Silke Rusch Abdur Chowdhury Holger Osterrieder, till 2007 Nikolai Botev, till 2005
<b>National Focal Points on Ageing</b>	Armenia: Jemma Baghdesaryan Austria: Erika Winkler Azerbaijan: Vahab Mammadov Belarus: Tatiana Pogonysheva Croatia: Spomenka Tomek-Roksandic Cyprus: Chloe Koromia Czech Republic: Petr Wija Denmark: Simone Heinicke and Anne Bækgaard Estonia: Kristina Täht Finland: Viveca Arrhenius/ Ritva Vuorento France: Antoine Saint-Denis The former Yugoslav Republic of Macedonia: Novsika Petrovska Georgia: Nadar N. Kipshidze Germany: Dorika Seib Holy See: Permanent Mission of the Holy See Israel: Avraham Lavine/Miriam Bar-Giora Italy: Isabella Menichini Kazakhstan: Ministry of Labour and Social Protection Latvia: Jana Muizniece Liechtenstein: Hugo Risch / Mr. Rainer Gstohl Lithuania : Vita Safjan Malta: Joseph Troisi Monaco: Anne Negre Netherlands: Bernard Baks Poland: Joanna Maciedewska Portugal: Deolinda Correia Romania: Ileana Carmen Manu Russian Federation: Irina Bondarenko Serbia and Montenegro: Lidija Kozarcanin Slovakia: Lýdia Brichtová Slovenia: Davor Dominkus Spain: Margarita Bravo Torres / Carmen Diaz Switzerland: Cyril Malherbe Turkey: Tuncer Kocaman/Yusuf Yuksel European Commission: Lisa Pavan-Woolfe
<b>Federal Ministry of Social Affairs and Consumer Austria</b>	Erika Winkler Alexandra Werba Elisabeth Zechner Eveline Hönigsperger, till 2006

<p><b>Task Force</b></p>	<p>Erika Winkler</p> <p>Bernhard Baks  Sylvia Beales  Nikolai Botev  Ruth Brand  Margarita Bravo Torres  Josefina G. Carbonell  Carmen Diaz  Rocio Fernandez Ballesteros  Aurelio Fernández-Lopez  Mariangles Fortuny Corredo  Jessica Frank Lopez  Helen R. Hamlin  Robert Holzmann  Eveline Hönigsperger  Irene Hoskins  Dirk Jarré  Franz Kolland  Lidija Kozarcanin  Valentina Leskaj  Bernd Marin  Gerhard Naegele  Jean-Marie Robine  Dorika Seib  Alexandre Sidorenko  Roland Sigg  Vappu Taipale  Joseph Troisi  Andres Vikat  Alan C. Walker  Petr Wija  Irina Zbarskaya</p> <p>As experts/observers  Barbara Lipszyc  Alexandra Werba</p>
<p><b>NGO Network on Monitoring RIS</b></p>	<p>AARP  BAGSO  CEOMA  DaneAge Association / Ældre Sagen  EURAG Austria  Foundation for Women's Issues  Help the Aged  Mission Armenia  Swiss Council of the Elderly / SSR  the Swedish Association for Senior Citizens /  SPF  Zivot 90</p>

<p><b>European Centre for Social Welfare Policy and Research, Vienna, Austria</b></p>	<p>Bernd Marin Asghar Zaidi</p> <p>Yitzhak Berman Silvia Fässler Michael Fuchs Michael Förster Mercedes Gonzalez-Quijano Annette Hexelschneider Manfred Huber Orsolya Lelkes Barbara Lipszyc Mattia Makovec Marius Rummel Charlotte Strümpel</p>
<p><b>European Centre Vienna External Experts for Mainstreaming Ageing Indicators</b></p>	<p>Jens Alber Christina Behrendt Nikolai Botev Agnieszka Chlon-Dominczak Bert de Vroom Isabelle Engsted-Maquet Rocio Fernandez-Ballesteros Aurelio Fernandez-Lopez Mariàngels Fortuny Michael Förster Helen Hamlin R. Jacob Markus Jäntti Laurence J. Kotlikoff Gerhard Nägele Sergio Perelman L. Perez-Ortiz Pierre Pestieau Christopher Prinz Jean-Marie Robine Richard Rose Ole Settergren Alexandre Sidorenko Roland Sigg András Simonovits David Stanton David A. Wise.</p>