



Access to Information Proposals

in support of 2016 Environment for Europe Conference

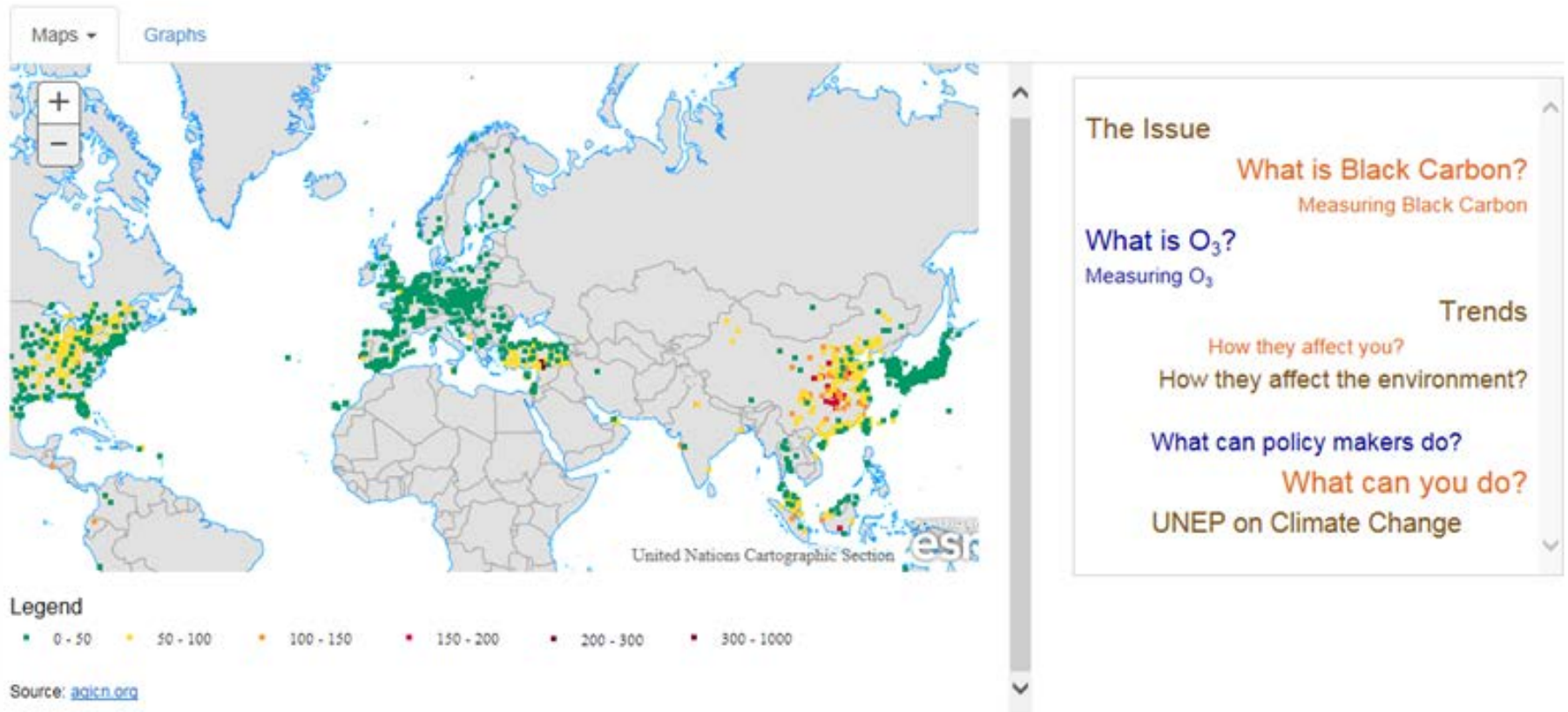
Access to Information proposals

- to support Access to Information on main themes of the Pan-European Ministerial Conference in Batumi June 2016: „air quality“ and „green growth indicators“
- Access to up-to-date Air Quality Data
 - Extend coverage of UNEP-Live up-to-date air quality information to further countries of the pan-European area
 - For EU/EEA countries: Harmonise the coverage of UNEP-Live and EU/EEA up-to-date air quality reporting
- „Green Growth Indicators“
 - Extend OECD Indicator Databases to interested not-yet-covered countries of the pan-European area (e.g. Kasachstan)

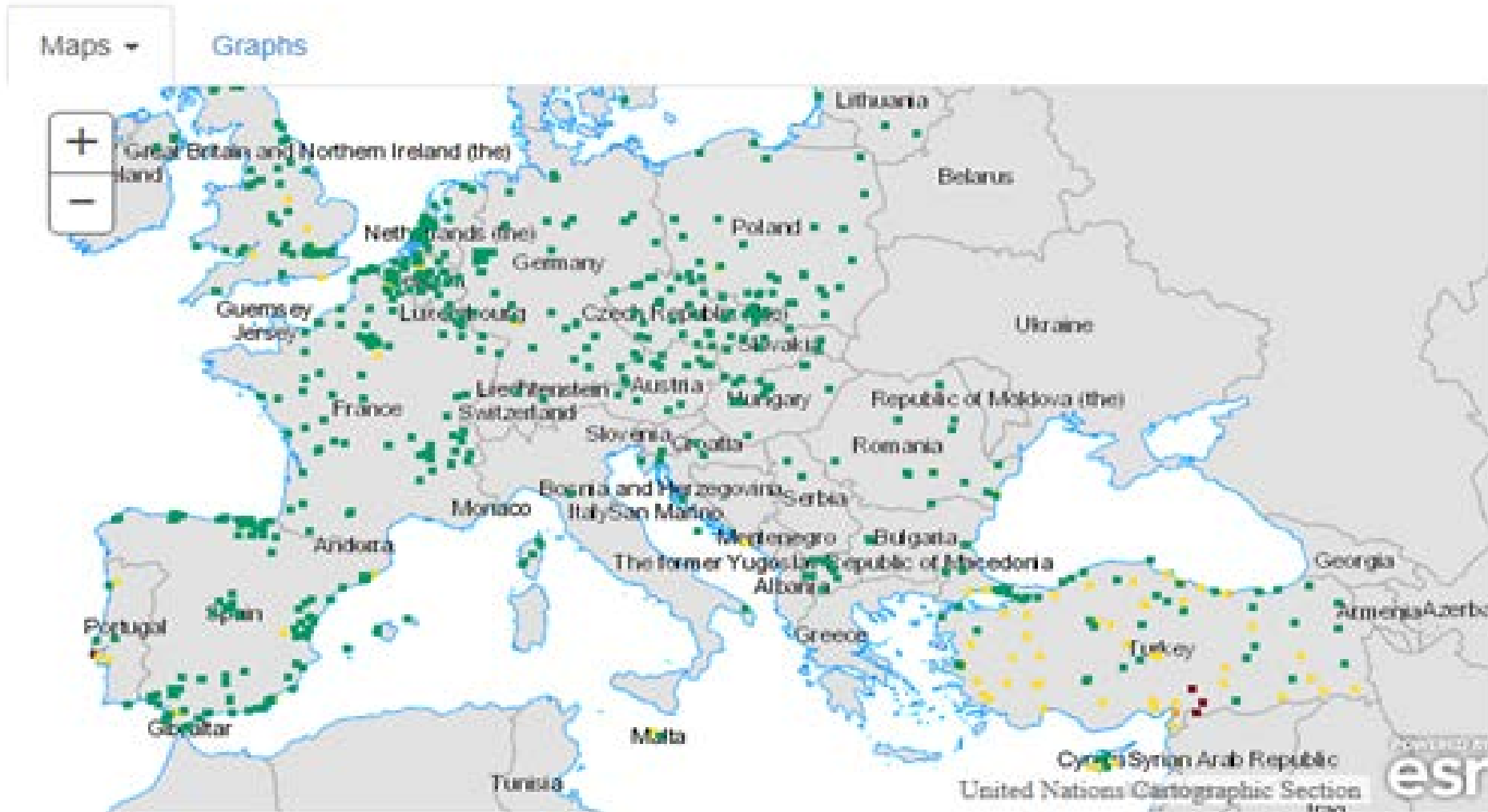
Air Quality – UNEP-Live

<http://uneplive.unep.org/theme/index/2#.VmBcMmzlt1t>

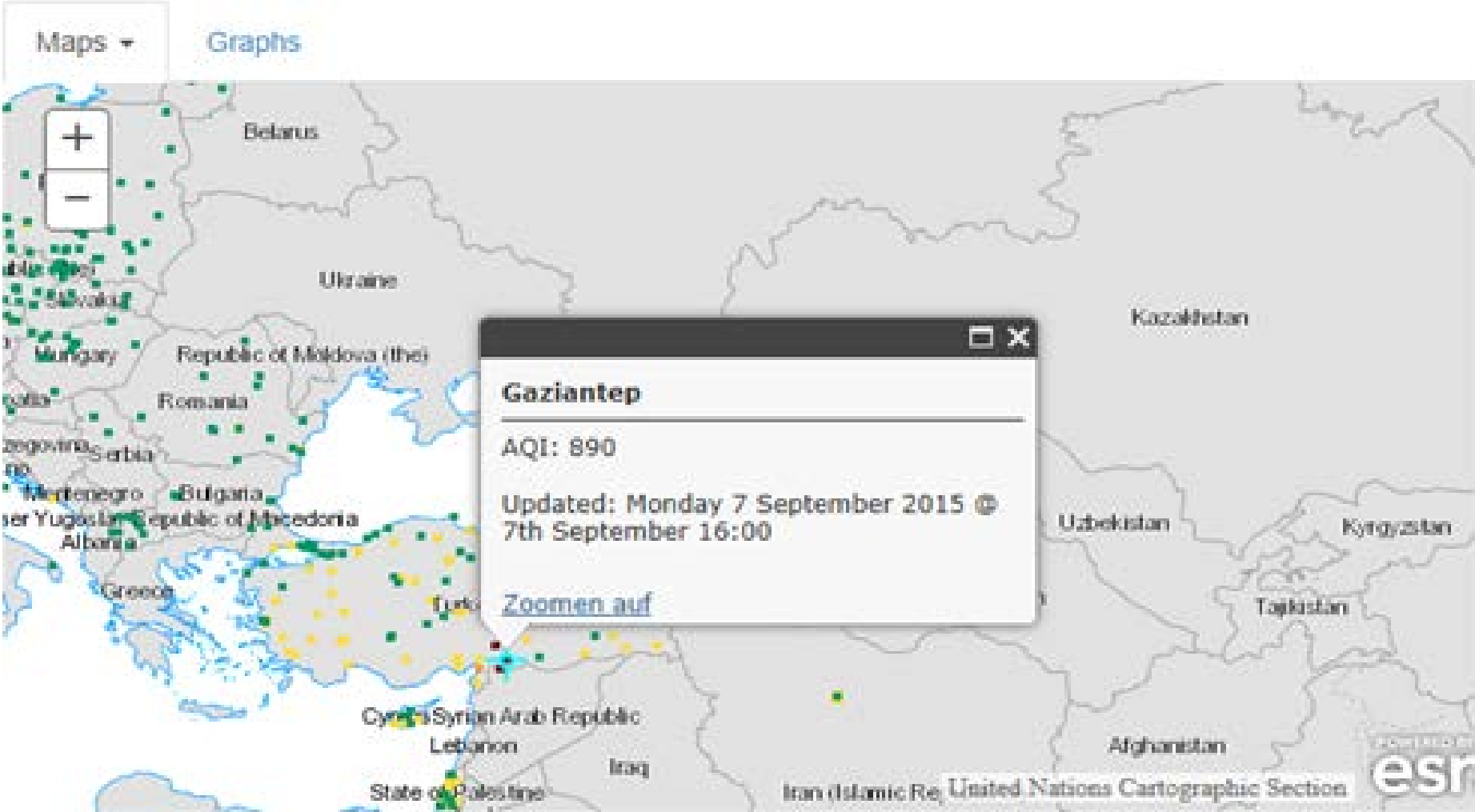
Air Quality-Health-Climate Change



Air Quality-Health-Climimate Change



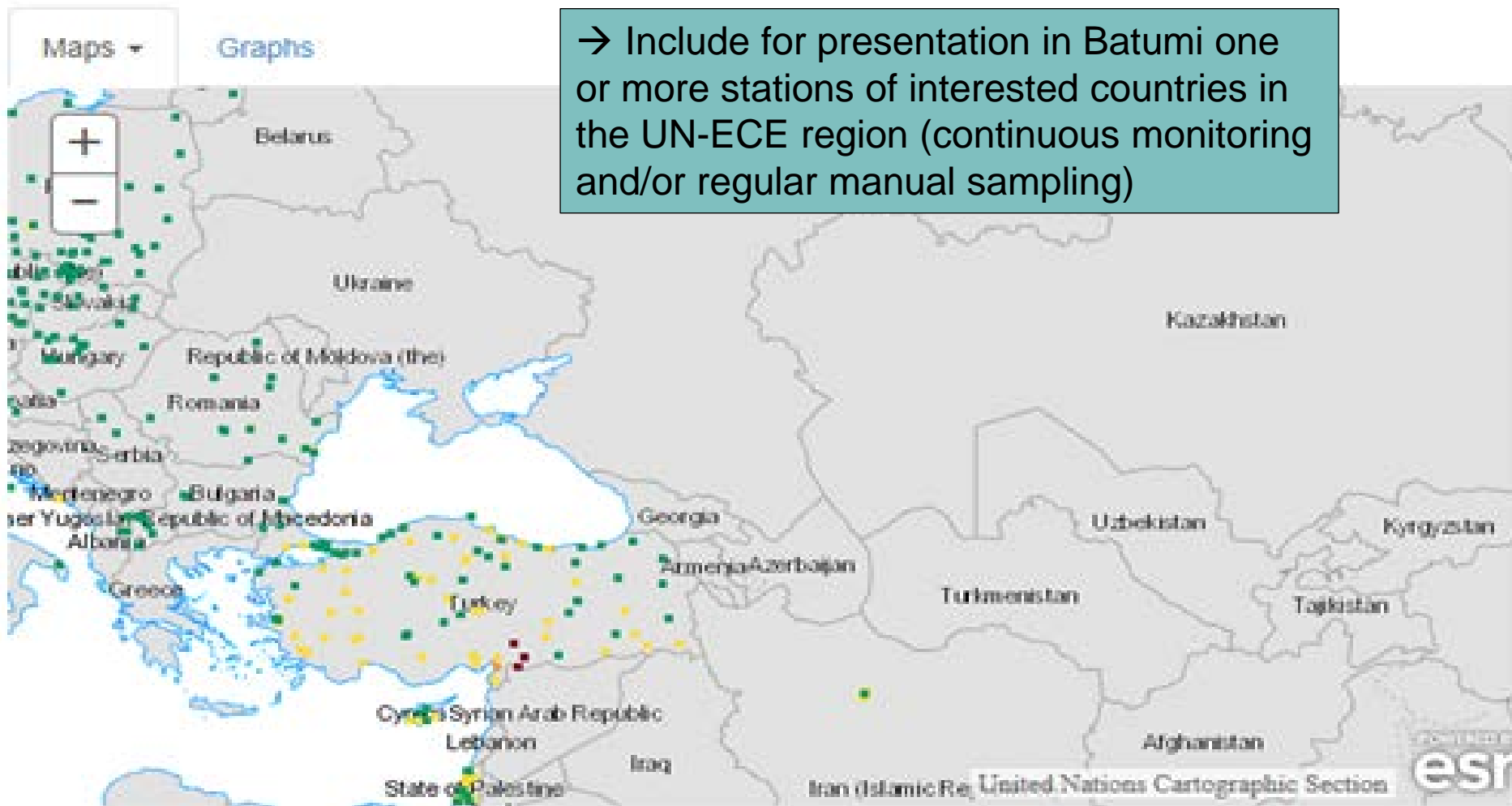
Air Quality-Health-Climote Change



Legend

- 0 - 50
- 50 - 100
- 100 - 150
- 150 - 200
- 200 - 300
- 300 - 1000

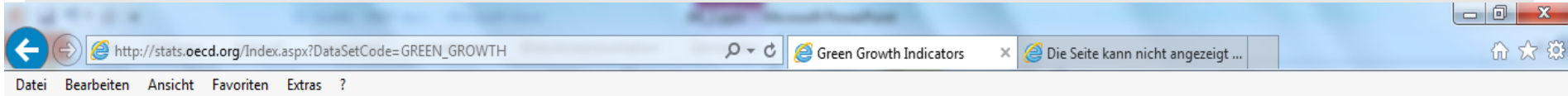
Air Quality-Health-Climate Change



Source: aqicn.org

Task Force on Access to Information, Geneva, 8-10 December 2015

OECD green growth indicator database



ORGANISATION DE COOPÉRATION ET DE DÉVELOPPEMENT ÉCONOMIQUES



OECD.Stat

[Click here to Login](#) | [Contact us](#) | [User Guide](#) | [Home](#)

[English](#) | [Français](#)

Search

[Getting Started](#)

Data by theme

Popular queries

Find in Themes [Reset](#)

Environment

- Environment
 - Air and Climate
 - Biodiversity
 - Environmental Expenditures and Revenues
 - Forest
 - Green Growth
 - Green Growth Indicators
 - Land Resources
 - Material Resources
 - Patents
 - Waste
 - Water
 - Instruments used for environmental policy

Green Growth Indicators ⁱ

[Customise](#) [Export](#) [Draw chart](#) [My Queries](#)

		Country	OECD - Total							
		Year	1990	1995	2000	2005	2006	2007	2008	2009
Variable										
Environmental and resource productivity		
Environmental and resource productivity	CO2 Productivity	
	CO2 Production-based CO2 productivity, GDP per unit of energy-related CO2 emissions		2.23	2.36	2.58	2.80	2.90	2.95	3.03	3.12
	Production-		10.43	10.46	10.92	10.87	10.77	10.83	10.47	9.77

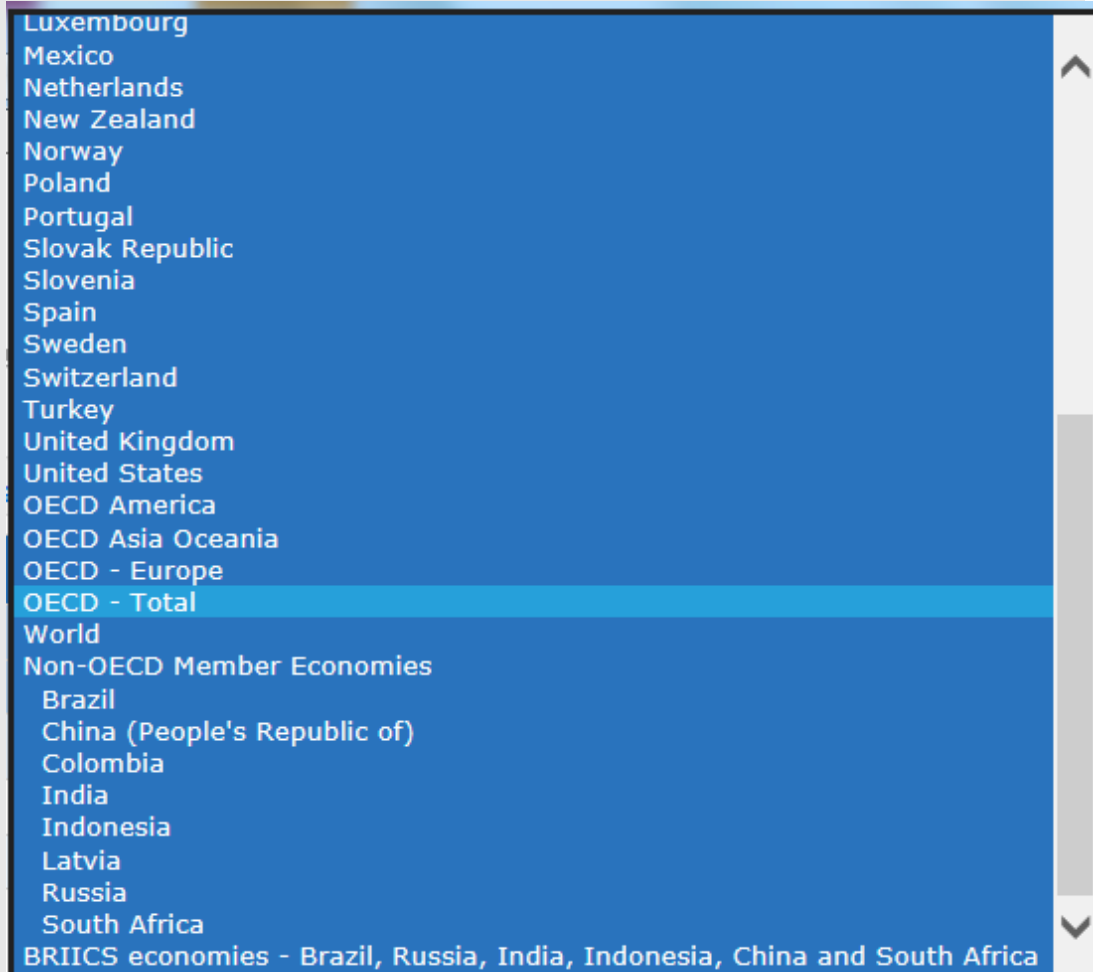
Legend:

E Estimated value

Data extracted on 07 Sep 2015 20:59 UTC (GMT) from OECD.Stat

OECD green growth indicator database

- http://stats.oecd.org/Index.aspx?DataSetCode=GREEN_GROWTH
- Expand OECD green growth indicator database with data from further interested non-OECD countries in the UN-ECE Region



Thank you for your attention

Johannes Mayer
International Relations Unit
Environment Agency Austria
Spittelauer Lände 5
1090 Vienna/Austria



johannes.mayer@umweltbundesamt.at

www.umweltbundesamt.at