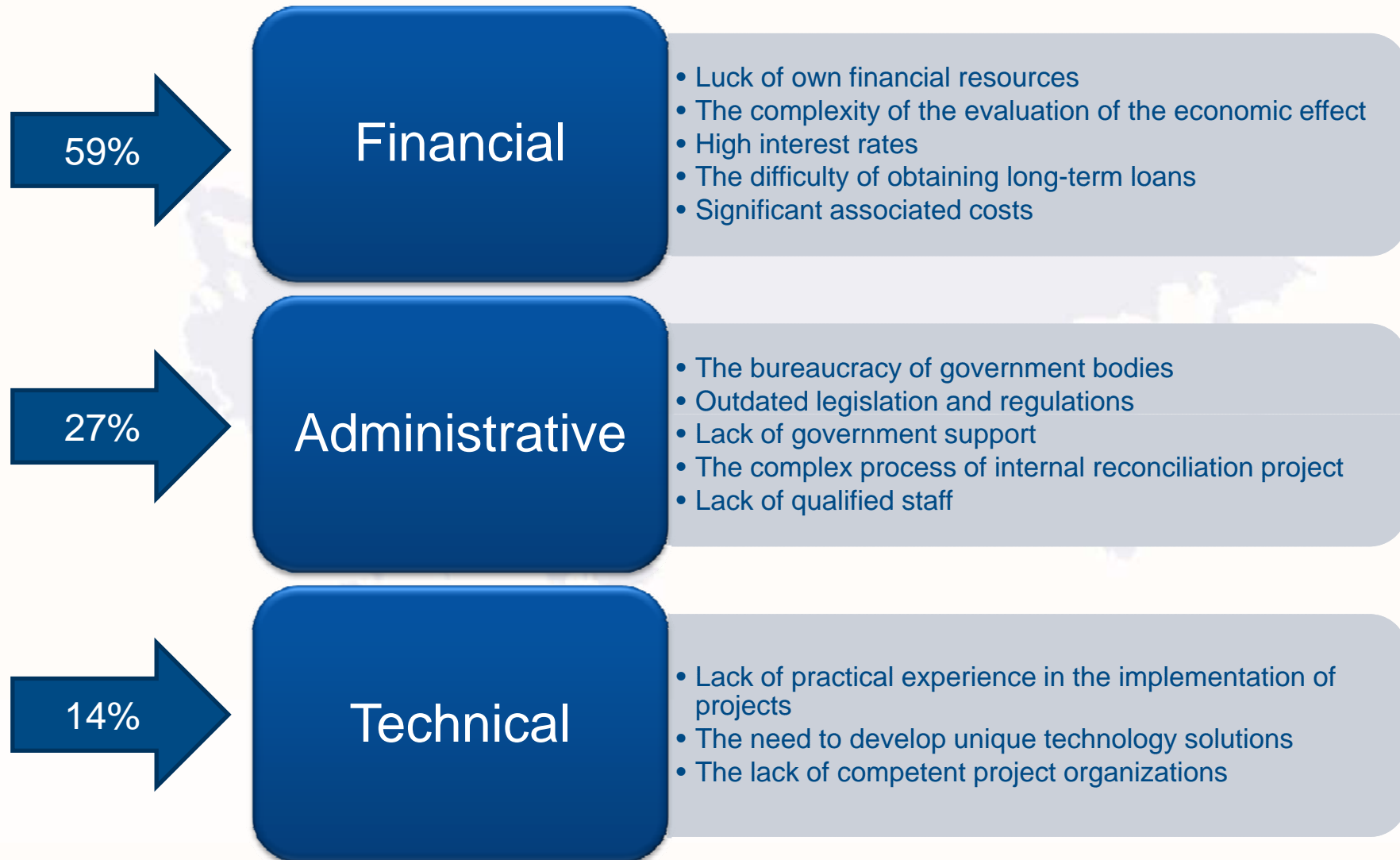


November 2015

Regulatory and policy dialogue addressing barriers to improve energy efficiency

Aigul Absametova, MSc, Expert, Research and Strategy Department

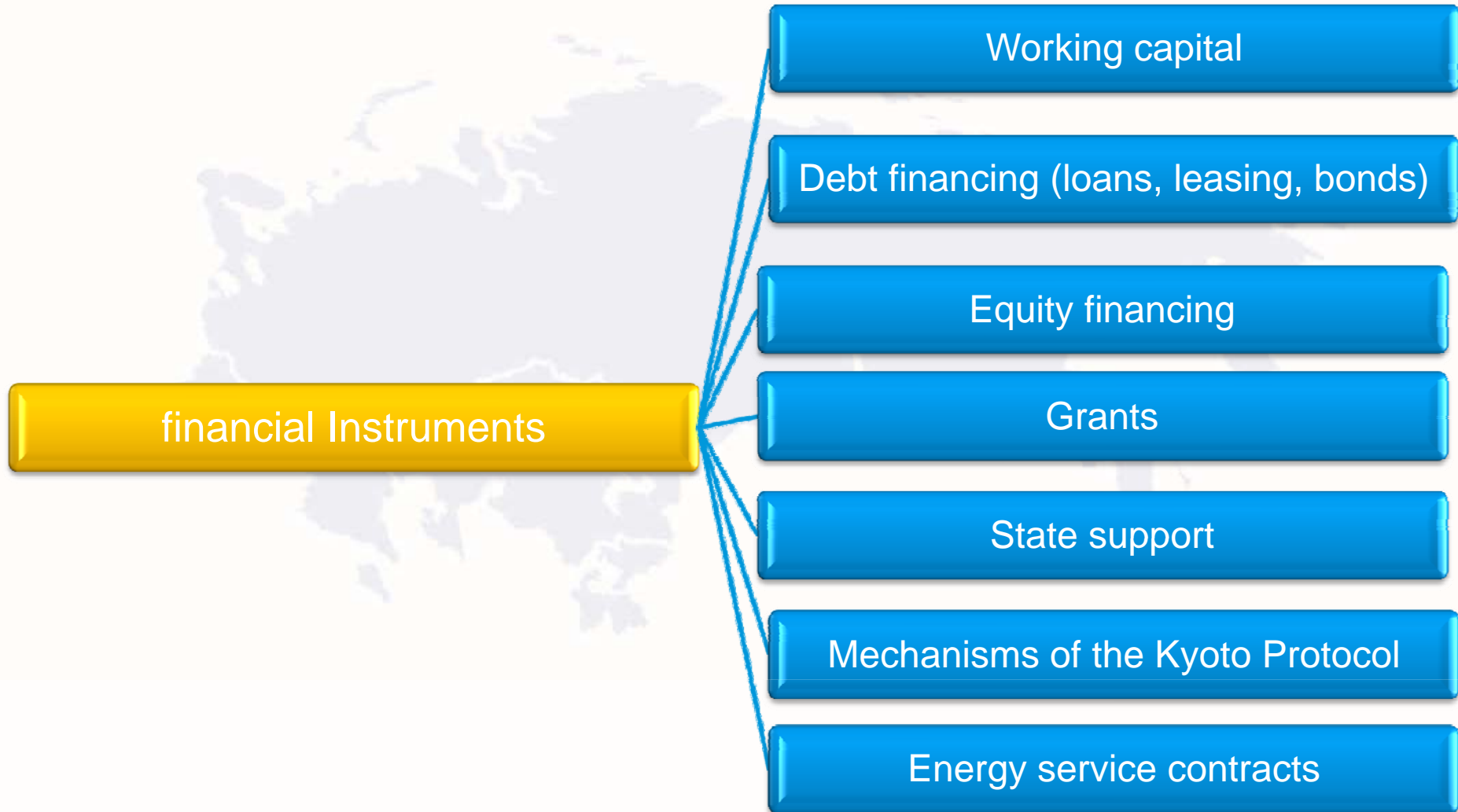
The main barriers to the implementation of energy efficiency projects



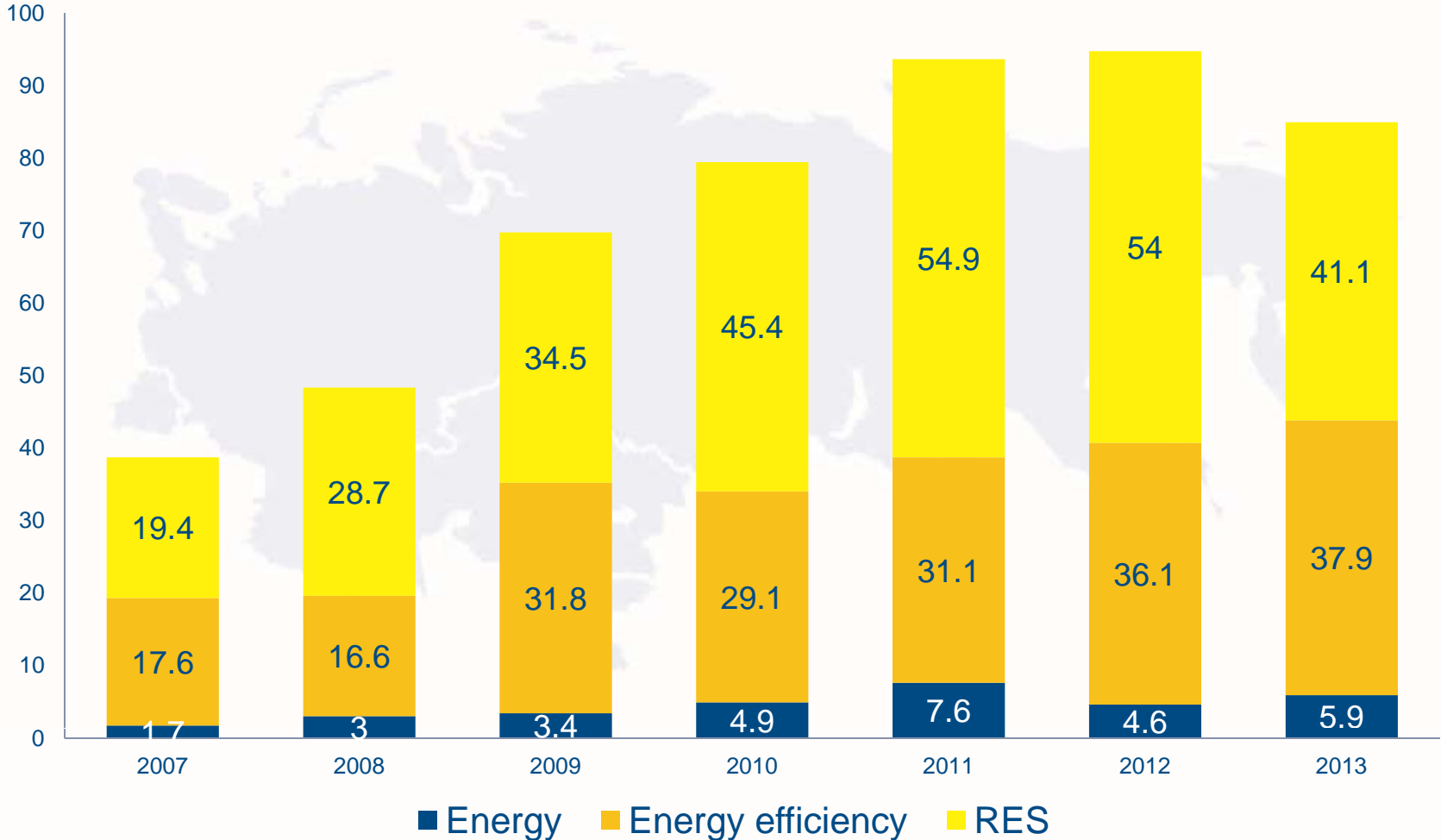
Policies in the field of energy saving and energy efficiency

Pricing mechanisms	<ul style="list-style-type: none">• variable rates, where a higher consumption results in higher rate
Legal framework	<ul style="list-style-type: none">• binding measures , such as energy audits and monitoring of energy consumption• minimum energy standards• targets to reduce energy consumption
Financial measures and fiscal incentives	<ul style="list-style-type: none">• grants, subsidies and tax incentives for energy efficiency
Mechanisms of development and market transformation	<ul style="list-style-type: none">• Information campaigns• Inclusion of EE subject into the school curriculum• labeling of household appliances and certification of buildings
Technological development	<ul style="list-style-type: none">• development and demonstration of EE technologies
Commercial development and capacity building	<ul style="list-style-type: none">• Development of training program• Establishment of energy service companies (ESCOs)
Financial recovery	<ul style="list-style-type: none">• revolving funds for energy efficiency• investments to prepare projects

Financial Instruments



IDB Investments in energy efficiency projects , bIn USD



Source: Bloomberg New Energy Finance

IDB financing, mln . USD

	Bank	2010	2011	2012	2013	2007-13
1	KfW	29 063	23 113	34 350	31 335	178 166
2	China Development Bank	13 879	18 916	16 799	15 851	85 165
3	European Investment Bank	11 374	12 359	3 636	7 997	58 424
4	Banco Nacional de Desenvolvimento Econômico e Social (BNDES)	3 908	12 374	11 689	5 102	51 931
5	World Bank Group	4 073	5 530	8 183	5 780	31 630
6	EBRD	2 067	3 242	2 692	3 226	13 993
7	Agenc e Française de Développement (AFD)	2 523	1 903	1 621	1 601	11 997
8	ADB	2 710	2 265	1 977	2 430	11 691
9	CEXIM	1 259	3 557	293	2 192	11 117
11	KEXIM	1 071	1 705	2 240	2 222	8 101
14	CAF	1 811	192	145	655	3 959
16	Japan Bank for International Cooperation	45	857	844	553	2 737
17	Islamic Development Bank	985	86	475	313	2 715
20	Central American Bank for Economic Integration (CABEI)	574	454	300	203	1 721
23	North American Development Bank	46	0	135	327	853
26	EDB	200	42	32	275	680
	Total 33 IDBs	79 376	93 570	94 721	84 887	509 214

Source: Bloomberg New Energy Financem

Contacts

HEADQUARTERS

220 Dostyk Ave., Almaty,
050051, Republic of Kazakhstan
Tel.: +7 (727) 244 40 44
Fax: +7 (727) 244 65 70
E-mail: info@eabr.org
Website: www.eabr.org

ST. PETERSBURG BRANCH

7 Paradnaya St., Saint Petersburg,
191014, Russian Federation
Tel.: +7 (812) 320 44 41, 320 44 45, 320 44 46
Fax: +7 (812) 329 40 41

MOSCOW REPRESENTATIVE OFFICE

3 Bolshoy Vatin Lane, Moscow,
109240, Russian Federation
Tel.: +7 (495) 258 27 60, 645 04 45
Fax: +7 (495) 645 04 41

ASTANA REPRESENTATIVE OFFICE

Astanalyk Business Centre, 11th floor,
33 Kunayev St., Astana,
010000, Republic of Kazakhstan
Tel.: +7 (7172) 55 84 84
Fax: +7 (7172) 55 84 85

BISHKEK REPRESENTATIVE OFFICE

21 Erkindik Blvd., Bishkek,
720040, Kyrgyz Republic
Tel.: +996 (312) 66 04 04
Fax: +996 (312) 66 21 46

DUSHANBE REPRESENTATIVE OFFICE

C.A.C. Business Centre, 4th floor,
24A Aini St., Dushanbe,
734012, Republic of Tajikistan
Tel.: +992 (44) 6 40 04 45
Fax: + 992 (44) 6 40 04 46

YEREVAN REPRESENTATIVE OFFICE

Erebuni Plaza Business Centre, office 811,
26/1 Sargsyan St., Yerevan,
0010, Republic of Armenia
Tel.: +374 (10) 54 01 02
Fax: +374 (10) 54 13 52

MINSK REPRESENTATIVE OFFICE

70 Myasnikov St., office 310, Minsk,
220030, Republic of Belarus
Tel.: + 375 (17) 306 54 64
Fax: + 375 (17) 306 54 65